

पावर ट्रांसमिशन कारपोरेशन ऑफ उत्तराखण्ड लि०

(उत्तराखण्ड सरकार का उपक्रम)

निदेशक (परियोजना) कार्यालय

विद्युत भवन, नजदीक-आई०एस०बी०टी० कारिंग, सहारनपुर रोड़, गाजरा, देहरादून-248002  
दूरभाष नं० 0135-2645753 फैक्स नं० 0135-2645753 ई-मेल shrawan\_k\_sharma@ptcul.org

No. 2268 /Dir. (Projects)/PTCUL/ ARR

Date: 25/11/2016

To,

The Secretary  
Uttarakhand Electricity Regulatory Commission  
"VidyutNiyamakBhawan",  
Near I.S.B.T., P.O. Majra  
Dehradun (Uttarakhand)

Subject: -Filing of Petition for Annual Performance Review (APR) for FY 2016-17 and Revised Aggregate Revenue Requirement for FY 2017-18 of SLDC.

Sir,

Kindly find enclosed herewith the Petition for Annual Performance Review (APR) for FY 2016-17 and Revised Aggregate Revenue Requirement for FY 2017-18 of SLDC submitted alongwith Demand Draft amounting to Rs.1,00,000.00/- (Rs. One Lac Only) in favour of Secretary, UERC as Petition fee

It is requested that the approval of the above Tariff Petition may kindly be accorded by the Hon'ble Commission.


Submitted for kind consideration of the Hon'ble Commission.

Encl:

1. Draft No.600862 Dated 22.11.2016, for Rs. 1.00 Lac.
2. Tariff Petition (1 No. original + 6 Nos. copies).
3. Soft copy of Model & Petition (CD).

Thanking you,

Yours Faithfully,

  
(S.K. Sharma)  
Director (Projects)





सत्यमेव जयते

# INDIA NON JUDICIAL Government of Uttarakhand

## e-Stamp

Certificate No. : IN-UK006941242050160  
 Certificate Issued Date : 25-Nov-2016 10:41 AM  
 Account Reference : NONACC (SV)/ uk1208204/ DEHRADUN/ UK-DH  
 Unique Doc. Reference : SUBIN-UKUK1208204193210076336090  
 Purchased by : DIRECTOR PROJECTS PTCUL D DUN  
 Description of Document : Article 4 Affidavit  
 Property Description : NA  
 Consideration Price (Rs.) : 0  
 (Zero)  
 First Party : DIRECTOR PROJECTS PTCUL D DUN  
 Second Party : NA  
 Stamp Duty Paid By : DIRECTOR PROJECTS PTCUL D DUN  
 Stamp Duty Amount(Rs.) : 100  
 (One Hundred only)



AGENT  
 DURLINDRA SINGH RAWAT  
 STAMP VENDOR  
 Civil Lines, Dehra Dun

Please write or type below this line-----

**BEFORE UTTARAKHAND ELECTRICITY REGULATORY COMMISSION, DEHRADUN**

**FILE NO.**

**CASE NO.**

**IN THE MATTER OF:**

**AND**

**IN THE MATTER OF:**

Filing of Petition for Annual Performance Review (APR) for FY 2016-17 and Revised Aggregate Revenue Requirement for FY 2017-18 of SLDC.

Power Transmission Corporation of Uttarakhand Ltd.  
 "Vidyut Bhawan", Near I.S.B.T. Crossing, Saharanpur Road, Majra,  
 Dehradun, 248002.

.....Petitioner


**Director (Projects)  
PTCUL, Dehradun**

**Statutory Alert:**

1. The authenticity of this Stamp Certificate should be verified at "www.shcl.e-stamp.com". Any discrepancy in the details on this Certificate shall be available on the website renders it invalid.
2. The onus of checking the legitimacy is on the users of the certificate.
3. In case of any discrepancy please inform the Competent Authority.

further requests to Hon'ble Commission to approve ARR for FY 2017-18 and SLDC business and fee and charges for FY 2017-18.

4. **Cause of Action:** The Petitioner has projected Aggregate Revenue Requirement for the FY 2016-17 for the SLDC business based on actual figures for FY 2015-16 and six months of FY 2016-17 for the kind approval of the Hon'ble Commission.
5. **Detail of Remedy Exhausted:** The petitioner declares that he has availed all the remedies available to him under the relevant provisions of applicable law and rules/regulations framed there under.
6. **Matter not previously filed or pending with any other court:** The Petitioner further declares that he has not previously filed any petition or writ petition or suit regarding the matter in respect of which this petition has been made, before the Hon'ble Commission, or any court or any other authority, nor any such writ petition or suit is pending before any of them.
7. **Details of Tariff Filing Fees:** Enclosed Demand Draft of Rupees 100000.00 (Rs. One Lac) bearing number " 600862" of Punjab National Bank, Dehradun dated 22.11.2016.

  
(Signature of the Petitioner)  
**Director (Projects)**  
**PTCUL, Dehradun**

I, Shrawan Kumar Sharma, S/o Late C.D. Sharma aged about 60 and ½ years, Director, Power Transmission Corporation of Uttarakhand Ltd., "VidyutBhawan", Near I.S.B.T. Crossing, Saharanpur Road, Majra, Dehradun, do verify that the contents of the Para 1 to 8 are true to my personal knowledge and are derived from official records, which are true from record, and para 1 to 8 are believed to be true on legal advice and that I have not suppressed any material fact.

  
(Signature of the Petitioner)  
**Director (Projects)**  
**PTCUL, Dehradun**

पंजाब नैशनाल बैंक  
punjabnational bank

पंजाब नैशनाल बैंक (उत्तराखण्ड) लि. (1658)  
PUNJAB NATIONAL BANK (UTTARAKHAND) LTD. 240001

वैलुमि वरु कलिपुडु  
VALID FOR THREE MONTHS ONLY  
2 2 1 2 0 6  
D D M M Y Y Y Y

गाने जाने पर ON DEMAND PAY

THE SECRETARY, UTTARAKHAND ELECTRICITY REGULATORY COMMISSION

गो ठमके आवेसा पय OR ORDER

रुपये RUPEES

\* ONE LAKH ONLY \*


RECEIVED  
BANKING  
(11/11/16)

मिसे ठमके क मनेस रुके १०  
FOR VALUE RECEIVED

₹ 1,00,000.00X

NOV 600862

0824/2016



पंजाब नैशनाल बैंक  
Punjab National Bank  
D/No. 2434  
RCC DEHRADUN PINAGLE


(NOT OVER Rs. 1,00,000/-)

*[Signature]*  
AUTHORIZED SIGNATORY WITH DDPAN

9  
8  
7  
6  
5  
4  
3  
2  
1

⑈600862⑈ 0000240001⑈

16



पावर ट्रांसमिशन कारपोरेशन ऑफ उत्तराखण्ड लि०

(उत्तराखण्ड सरकार का उपक्रम)

उपमहाप्रबन्धक (विधि) एव कम्पनी सचिव कार्यालय

विद्युत भवन, नजदीक-आई०एस०बी०टी० क्रासिंग, सहारनपुर रोड़, भाजरा, देहरादून-248002

दूरभाष नं० 0135-2642796 email:- [praveentandon@ptcul.org](mailto:praveentandon@ptcul.org)

No. 390/DGM(Legal) & C.S./PTCUL/

Date 22.11.2016

**CERTIFIED TRUE COPY OF THE RESOLUTION PASSED IN THE 56<sup>TH</sup> MEETING OF THE BOARD OF DIRECTORS OF POWER TRANSMISSION CORPORATION OF UTTARAKHAND LIMITED HELD ON 12TH NOVEMBER, 2016 AT 04:30 PM AT BOARD ROOM, "UJJVAL" UJVNL LTD, MAHARANI BAGH, G.M.S ROAD, DEHRADUN.**

**RESOLUTION AT AGENDA ITEM NO: 56.13**

**To Consider True Up for FY 2015-16, Annual Performance Review for FY 2016-17, and Annual Revenue Requirement for FY 2017-18 to FY 2018-19 of SLDC.**

"**RESOLVED THAT** the Board be and hereby approves the True Up for FY 2015-16, Annual Performance Review for FY 2016-17, and Annual Revenue Requirement for FY 2017-18 to FY 2018-19 of SLDC as tabled before the meeting and initialed by C.E. (C&R) for the purpose of identification.

"**RESOLVED FURTHER THAT** the Managing Director/ Director(Project) be and are hereby severally authorized to sign the Petition for True Up for FY 2015-16, Annual Performance Review for FY 2016-17, and Annual Revenue Requirement for FY 2017-18 to FY 2018-19 of SLDC and submit the same to Hon'ble UERC for approval.

"**RESOLVED FURTHER THAT** Director(Project)/C.E. (C&R) be and is hereby authorized to do all such acts, deeds and things as he may deem fit, expedient and necessary including signing of documents to get the ARR, True-up approved from the Hon'ble UERC."

**Certified True Copy**

**For Power Transmission Corporation of Uttarakhand Limited**

  
**(Praveen Tandon)**  
**DGM (Legal) & CS**

**Date : 22.11.2016**  
**Place: Dehradun.**

# INDEX

| S. No | Particulars  | Page    |
|-------|--|---------|
| 1.    | Petition for Approval of Annual Performance Review for FY 2016-17 & Aggregate Revenue Requirement for FY 2017-18 | 1-21    |
| 2.    | Formats  | 22-53   |
| 3.    | ANNEXURES.   |         |
|       | (a) MTB for SLDC Division for March 2016 (Annexure-1)  | 55-79   |
|       | (b) MTB for SLDC Division for March 2016 (Annexure-2)  | 80-90   |
|       | (c) MTB for SLDC Division for September 2016 (Annexure-3)  | 91-96   |
|       | (d) MTB for SCADA Division for September 2016 (Annexure-4)   | 97-103  |
|       | (e) Prime Lending Rate of SBI (Annexure-5)   | 104-105 |

Director  
PTCUL, Bhubaneswar

Director (Projects)  
PTCUL, Bhubaneswar

BEFORE  
THE  
UTTARAKHAND ELECTRICITY REGULATORY COMMISSION,  
DEHRADUN

**PETITION**  
FOR  
APPROVAL OF  
ANNUAL PERFORMANCE REVIEW FOR FY 2016-17  
AND  
AGGREGATE REVENUE REQUIREMENT  
FOR  
FY 2017-2018

Filed By  
STATE LOAD OF DESPATCH CENTRE, PTCUL, DEHRADUN  
**November 2016**

# ***Table of Contents***

|  |           |
|--|-----------|
| <b>Introduction .....</b>                            | <b>4</b>  |
| <b>Annual Performance Review of FY 2016-17 .....</b> | <b>5</b>  |
| Capital Expenditure and Capitalization .....         | 5         |
| Depreciation.....                                    | 8         |
| Operation and Maintenance Expenses.....              | 8         |
| Employee Expenses .....                              | 9         |
| Repair and Maintenance Expenses.....                 | 9         |
| Administrative and General Expenses .....            | 10        |
| Interest and Finance charges .....                   | 11        |
| Return on Equity .....                               | 11        |
| Interest on Working Capital.....                     | 11        |
| LDC development fund .....                           | 12        |
| Aggregate Revenue Requirement .....                  | 12        |
| <b>Review of ARR for FY 2017-18.....</b>             | <b>14</b> |
| Capital Expenditure and Capitalization .....         | 14        |
| Depreciation.....                                    | 15        |
| Operation and Maintenance Expenses.....              | 15        |
| Employee Expenses .....                              | 15        |
| Repair and Maintenance expenses and AMC charges..... | 16        |
| Administrative and General expenses .....            | 16        |
| Interest and Finance charges .....                   | 17        |
| Return on Equity .....                               | 17        |
| Interest on working capital .....                    | 18        |
| Aggregate Revenue Requirement .....                  | 18        |
| <b>Compliance of directives.....</b>                 | <b>19</b> |
| <b>Prayer .....</b>                                  | <b>20</b> |
| <b>Annexures.....</b>                                | <b>21</b> |



# ***Table of Tables***

|  |    |
|--|----|
| Table 1: Details of OPGW Works .....   | 6  |
| Table 2: Work Plan of RTU installation .....   | 6  |
| Table 3: Details of Capital Expenditure for SLDC division (Rs Crores) .....              | 7  |
| Table 4: Details of Capital Expenditure for SCADA division (Rs Crores) .....             | 7  |
| Table 5: Addition in Gross Fixed Asset as approved by the Commission (Rs Crores) .....   | 8  |
| Table 6: Addition in Gross Fixed Asset - revised submission (Rs Crores) .....            | 8  |
| Table 7: Depreciation for 2015-16 and 2016-17 (Rs Crores) .....                          | 8  |
| Table 8: O&M expenses for FY 2015-16 and FY 2016-17 .....                                | 9  |
| Table 9: Employee recruitment plan.....  | 9  |
| Table 10: Actual Employees cost for FY 2015-16 and Estimates for FY 2016-17 .....        | 9  |
| Table 11: Actual R&M expenses incurred .....   | 10 |
| Table 12: Actual R&M costs for FY 2015-16 and Estimates for FY 2016-17 .....             | 10 |
| Table 13: Actual A&G expenses for FY 2015-16 and Estimates for FY 2016-17.....           | 10 |
| Table 14: Interest and Finance charges for FY 2015-16 and Estimates for FY 2016-17 ..... | 11 |
| Table 15: Return on Equity for FY 2015-16 and Estimates for FY 2016-17.....              | 11 |
| Table 16: Interest on Working Capital for FY 2015-16 and Estimates for FY 2016-17.....   | 12 |
| Table 17: Proposed LDCD fund for FY 2015-16 and FY 2016-17.....                          | 12 |
| Table 18: Proposed ARR for FY 2015-16 and FY 2016-17 .....                               | 13 |
| Table 19: Details of Capital Expenditure for SLDC and SCADA divisions (Rs Crores).....   | 14 |
| Table 20: Addition in Gross Fixed Asset- revised submission (Rs Crores).....             | 14 |
| Table 21: Depreciation for FY 2017-18 (Rs Crores) .....                                  | 15 |
| Table 22: Employee recruitment plan.....   | 15 |
| Table 23: Employee expenses for FY 2017-18 (Rs Crores).....                              | 16 |
| Table 24: R&M expenses for FY 2017-18 (Rs Crores) .....                                  | 16 |
| Table 25: A&G expenses for FY 2017-18 (Rs Crores) .....                                  | 17 |
| Table 26: Proposed O&M expenses for FY 2017-18 (Rs Crores) .....                         | 17 |
| Table 27: Interest and finance charges for FY 2017-18 (Rs Crores) .....                  | 17 |
| Table 28: RoE proposed for FY 2017-18 (Rs Crores) .....                                  | 17 |
| Table 29: Interest on Working Capital proposed for FY 2017-18 (Rs Crores) .....          | 18 |
| Table 30: Proposed ARR for FY 2017-18 .....  | 18 |

# **Introduction**

1. In accordance with the provisions of the Uttar Pradesh Reorganization Act, 2000 (Act 29 of 2000), enacted by the Parliament of India on 25th August 2000, the State of Uttaranchal came into existence on 9th November 2000. Section 63(4) of the above Reorganization Act allowed the Government of Uttaranchal to constitute a State Power Corporation at any time after the creation of the State. The State Government, accordingly, established the Uttaranchal Power Corporation Limited (UPCL) under the Companies Act, 1956, on 12th February 2001 and entrusted it with the business of transmission including State Load Dispatch Center and distribution in the State. Subsequently, from 1st April 2001, all works pertaining to the transmission & SLDC, distribution and retail supply of electricity in the area of Uttaranchal were transferred from Uttar Pradesh Power Corporation Limited (UPPCL) to UPCL, in accordance with the Memorandum of Understanding dated 13th March 2001, signed between the Governments of Uttaranchal and Uttar Pradesh.
2. Meanwhile, Electricity Act 2003 was enacted by the Parliament of India on 10th June 2003, which mandated separate licenses for transmission and distribution activities. In exercise of powers conferred under sub-section 4 of Section 131 of the Electricity Act 2003, the Government of Uttarakhand through transfer scheme dated 31st May 2004 first vested all the interests, rights and liabilities related to Power Transmission and Load Dispatch of "Uttaranchal Power Corporation Limited" into itself and thereafter, re-vested them into a new company, i.e. "Power Transmission Corporation of Uttaranchal Limited", now "Power Transmission Corporation of Uttarakhand Limited" (PTCUL) after change of name of the State. The State Government, further vide another notification dated 31st May 2004 declared Power Transmission Corporation of Uttarakhand as the State Transmission Utility (STU) responsible for undertaking, amongst others, the functions of SLDC. Presently SLDC and SCADA work as separate divisions within the PTCUL.
3. In the tariff order for FY 2013-14 for PTCUL dated 6th May 2013, the Hon'ble Commission while acknowledged the efforts made by PTCUL, towards creating infrastructure for SLDC and segregation of accounts made the observations on the issue of separation of SLDC and the importance of ring fencing which was also highlighted by the Hon'ble Commission in the Tariff Order for the FY 2009-10 based on the recommendation of "Girish Pradhan Committee" in this regard. The Hon'ble Commission emphasized that the policy makers at the highest level have reached to the conclusion that creation of separate SLDC is in the spirit of the Act and is essential for promoting open access and trading in power which in turn is necessary for promoting competition and, thereby, efficiencies in the sector. The Hon'ble Commission, accordingly, advised PTCUL to go through the report and recommendations of "Girish Pradhan Committee" dated 11th August 2008 and "Open Access – Theory & Practices" prepared by Forum of Regulators and directed the Petitioner to complete the process of ring fencing of SLDC and file a separate Petition for SLDC while filing the Business Plan and Multi Year Tariff Petitions for the first Control Period.
4. During the MYT tariff petition filed by PTCUL for FY 2013-2016, PTCUL proposed to develop SLDC operationalized and ring fenced by Standardization of Energy Accounting/Transmission Accounting procedures and Standardization of Scheduling and Dispatch procedures. Furthermore, the separate accounting heads for the SLDC and SCADA division were created and since then all the expenses and income of the SLDC and SCADA are being booked under respective heads only.
5. SLDC filed its first separate petition (Registered as Petition no 26 of 2013 by the Hon'ble Commission) for MYT period FY 2013-2016 on November 29, 2013. However, as Tariff Order of the SLDC for the MYT period was already approved by the Commission while approving MYT tariff order for PTCUL on May 6th, 2013 all the expenses and income of the SLDC and SCADA were included in the PTCUL MYT tariff order. Further, the ARR of FY 2013-14 of PTCUL approved by the Hon'ble Commission was inclusive of the SLDC function ARR and was charged from the beneficiaries along with the transmission charges.
6. In the present petition, SLDC has proposed the Annual Performance Review of FY 2016-17 and has also filed for the review of ARR for FY 2017-18
7. As SLDC is, still, not incorporated as a separate company, the accounts of SLDC are audited with the accounts of PTCUL and there is no separate auditing of SLDC accounts carried out for FY 2014-15. However, accounts of SLDC and SCADA are audited with accounts of PTCUL ispo-facto being part of PTCUL accounts. Hence, SLDC has not filed any true up petition for FY 2015-16. The Petitioner is filing the APR for FY 2016-17 and revised ARR petition for control FY 2017-18. Figures for ARR for FY 2015-16 are for indicative purpose only and have already been included in the true up petition for the PTCUL for FY 2015-16.

## ***Annual Performance Review of FY 2016-17***

8. SLDC is required to file for Annual Performance Review (APR) in line with Regulation 13 (1) of the MYT Regulations, 2011. The Clause (3) of Regulation 12 of MYT Regulations, 2015 states that:
- “The scope of the Annual Performance Review shall be a comparison of the performance of the Applicant with the approved forecast of Aggregate Revenue Requirement and expected revenue from tariff and charges and shall comprise of following:*
- a) A comparison of the audited performance of the applicant for the previous financial year with the approved forecast for such previous financial year and truing up of expenses and revenue subject to prudence check including pass through of impact of uncontrollable factors;*
  - b) Categorization of variations in performance with reference to approved forecast into factors within the control of the applicant (controllable factors) and those caused by factors beyond the control of the applicant (un-controllable factors).*
  - c) Revision of estimates for the ensuing financial year, if required, based on audited financial results for the previous financial year;*
  - d) Computation of the sharing of gains and losses on account of controllable factors for the previous year.”*
9. The SLDC and SCADA work as separate independent units within PTCUL with separate accounting heads created for recording their income and expenses. The SLDC has still not been incorporated as a separate company hence the accounts of SLDC are audited as part of PTCUL accounts and hence, there exist no separate audited accounts of SLDC. However, the actual income and expenses of SLDC for FY 2015-16 are part of PTCUL income and expenses and are included in PTCUL’s audited accounts
10. The SLDC in the present section submitting the review of ARR of FY 2015-16 and FY 2016-17. The SLDC respectfully submits before the Hon’ble Commission to exempt SLDC for filing separate true up for FY 2015-16 as there are no separate audited accounts available for SLDC for FY 2016-17. Moreover, as the original ARR for FY 2015-16 as approved by the Commission was part of PTCUL ARR , the petitioner humbly requests Hon’ble Commission to treat review of FY 2015-16 as indicative only and approve true up of ARR of FY 2015-16 as the part of True up of PTCUL ARR for FY 2015-16.

### ***Capital Expenditure and Capitalization***

11. The Capital expenditure of the SLDC business is part of a single scheme “Construction of SLDC at Dehradun and 2 Nos. Sub-SLDC at Kashipur and Rishikesh”. The PTCUL had submitted proposal for capital expenditure plan for Construction of SLDC at Dehradun and 2 Nos. Sub- SLDC at Kashipur and Rishikesh with a total cost of Rs. 51.92 Crs which Commission had approved vide order dated 23rd October 2007.
12. PTCUL procured SCADA/EMS system, RTUs, PLCC/PABX and Auxiliary Power Supply System as part of State Load Despatch and Communication (SLDC) Project. SLDC was established to improve the Power System Operations resulting in effective monitoring and control of power system in Uttarakhand. Under the project there are two phase:
- Phase-I includes the establishment of one SLDC at Dehradun and two no. of Control Centers at Rishikesh and Kashipur and
  - Phase-II covers supply and laying of OPGW network over the existing line of PTCUL and installation of RTU and associated accessories at 132 KV and above substations.
13. It is submitted that the Phase -I of SLDC project, construction of SLDC in Dehradun and two no of Control Centers in Rishikesh and Kashipur work is already completed. During the control period FY 2016-17 to FY 2018-19, Phase-II of the SLDC project will be under implementation
14. Phase II of SLDC project covers two different work plans;
- Supplying and laying of Optical Power Ground Wire (OPGW) over existing lines of PTCUL along with installation of Fiber Optical Terminal Equipments (FOTE)

- Supplying, installation, testing and commissioning of RTU and Associated accessories; PLCC system, Out-door Equipment viz. CVT/LMU/HF Cable/Line Trap; 48 V DC power supply system and civil works at sites.

15. Works for OPGW networks covers laying of approx 578 KMs of optical fibers on the PTCUL Transmission network. Work has already been awarded and is expected to get complete by January 2018. Details of the supply and laying of OPGW work is tabulated as under:

*Table 1: Details of OPGW Works*

| Sl. No. | Line Details                       | Length (km)   |
|---------|------------------------------------|---------------|
| 1       | 132KV Rishikesh -Majra Line        | 41.14         |
| 2       | 220 KV Rishikesh - Chamba Line     | 40.50         |
| 3       | 132 KV Rishikesh- Srinagar Line    | 78.00         |
| 4       | 400 KV Rishikesh- Kashipur Line    | 178.00        |
| 5       | 220 KV Kashipur - Berhani Line     | 53.60         |
| 6       | 220 KV Berhani - Pantnagar Line    | 35.63         |
| 7       | 220 KV Pantnagar-Kamalwaganja Line | 37.32         |
| 8       | 132 KV Kamalwaganja- Haldwani Line | 8.40          |
| 9       | 132 KV Haldwani- Bhowali Line      | 14.06         |
| 10      | 132 KV Bhowali- Almora Line        | 31.04         |
| 11      | 132 KV Pantnagar- Rudrapur Line    | 7.60          |
| 12      | 132 KV Rudrapur- Kichha Line       | 20.31         |
| 13      | 132 KV Kichha- Sitarganj Line      | 32.15         |
|         | <b>Total</b>                       | <b>577.75</b> |

16. Work plan of design, engineering, manufacturing, supply, installation, testing and commissioning of RTUs and associated accessories, covers 23 nos of RTUs. Procurement of RTU is being taken up as per the technical specification finalized by the Power grid. Work is under pre-tendering phase and will be taken under the control period once the proper budget estimation material is done. Detail of the work plan is tabulated as under:

*Table 2: Work Plan of RTU installation*

| SLDC Dehradun                                 |                                |
|---|--------------------------------|
| Sub-LDC Rishikesh                             | Sub-LDC Kashipur               |
| Name of Sub-station                           | Name of Sub-station            |
| 400 KV S/s Rishikesh (replacement of old RTU) | 220 KV S/s Kamalwaganja        |
| 220 KV S/s Rishikesh (replacement of old RTU) | 132 KV S/s Jaspur              |
| 132 KV S/s Jwalapur                           | 132 KV S/s Rudrapur            |
| 132 KV S/s Bhupatwala                         | 132 KV S/s ELDECO Sitarganj    |
| 132 KV S/s Kotdwar                            | 132 KV S/s Kathgodam           |
| 132 KV S/s Bindal                             | 132 KV S/s Almora              |
| 132 KV S/s Purkul                             | 132 KV S/s Ramnagar (Nainital) |
| 132 KV S/s IDPL Rishikesh                     | 132 KV S/s Ranikhet            |
| 132 KV S/s Srinagar                           | 132 KV S/s Bhowali             |
| 132 KV S/s Satpuli                            |                                |
| 132 KV S/s Simli                              |                                |
| 132 KV S/s Majra                              |                                |
| Name of HEPs                                  | Name of HEPs                   |
|   | Ramganga HEP                   |

17. The scope of works and capital investment related to the SLDC project scheme was approved by the Commission vide in its order dated 23rd October 2007. The Commission has approved the total Cost of Rs 51.92 Crores for accomplishment of two phases under SLDC Scheme. It is submitted that the total expense for the Phase-I is Rs 12.33 Crs against the approved expense of Rs 16.11 Crores. Capital expenditure under Phase-II is allocated in two head, OPGW works and RTU installation Works.
18. Under Phase-II the capital expenditure allocated to OPGW works is of Rs 31.20 Crores. Work for same has been awarded and expected to get completed by January 2018.
19. Capital investment under Phase II is done to have a robust backbone for data acquisition and of the real time, reliable and accurate data for energy accounting. Thus Petitioner requested to Hon'ble Commission to accept the submitted capital investment plan for control period.
20. The Capital Expenditure of SLDC and SCADA divisions for FY 2015-16 and FY 2016-17 as recorded in the MTB account and also estimated for the rest of the year as under :-

*Table 3: Details of Capital Expenditure for SLDC division (Rs Crores)*

| Particulars                            | 2015-16     | 2016-17 (till Sept) | 2016-17 (Revised) |
|--|-------------|---------------------|-------------------|
| Lands & Rights                         | -           | -                   | -                 |
| Buildings and structures / civil works | -           | -                   | -                 |
| Plant & Machinery                      | -           | -                   | 0.04              |
| Cables & network                       | -           | -                   | 0.02              |
| Communication equipment                | -           | -                   | 0.01              |
| Airconditioning plant                  | -           | -                   | -                 |
| Furniture & Fixtures                   | -           | 0.08                | 0.16              |
| Office equipment                       | 0.05        | 0.00                | 0.05              |
| Vehicles                               | -           | -                   | -                 |
| SCADA and IT system                    | -           | -                   | -                 |
| Other equipment                        | -           | -                   | 0.02              |
| Computer and printers                  | -           | -                   | 0.02              |
| Other Misc Equipment                   | -           | 0.00                | -                 |
| ICCP (server)                          | -           | -                   | -                 |
| <b>Total</b>                           | <b>0.05</b> | <b>0.08</b>         | <b>0.32</b>       |

*Table 4: Details of Capital Expenditure for SCADA division (Rs Crores)*

| Particulars                            | 2015-16 | 2016-17 (till Sept) | 2016-17 (Revised) |
|--|---------|---------------------|-------------------|
| Lands & Rights                         | -       | -                   | -                 |
| Buildings and structures / civil works | -       | -                   | -                 |
| Plant & Machinery                      | 0.05    | 0.08                | 0.18              |
| Cables & network                       | 0.00    | -                   | 0.04              |
| Communication equipment                | 0.08    | -                   | 1.00              |
| Airconditioning plant                  | 0.08    | -                   | 0.02              |
| Furniture & Fixtures                   | -       | -                   | 0.04              |
| Office equipment                       | -       | 0.02                | 0.12              |
| Vehicles                               | -       | -                   | -                 |
| SCADA and IT system                    | 0.03    | -                   | 10.00             |

|                       |             |             |              |
|-----------------------|-------------|-------------|--------------|
| Other equipment       | -           | -           | -            |
| Computer and printers | -           | -           | 0.02         |
| Other Misc Equipment  | -           | 0.00        | 0.04         |
| ICCP (server)         | -           | -           | -            |
| <b>Total</b>          | <b>0.24</b> | <b>0.10</b> | <b>11.46</b> |

21. All the capital assets for SCADA were being built under REC-II scheme earlier. The Government of Uttarakhand has approved infusion of Equity of 30% for projects being constructed under REC-II Schemes. The SCADA which was earlier being constructed under REC-II scheme is now recapitalized as 70:30 Debt and Equity. The details of investment capitalized as approved by the Hon'ble Commission and resubmitted now is as given in the table below, the Hon'ble Commission is requested to approve the actual expenditure and Gross Fixed Assets of SLDC and SCADA.

*Table 5: Addition in Gross Fixed Asset as approved by the Commission(Rs Crores)*

| Particulars                    | FY 2015-16   | FY 2016-17   |
|--------------------------------|--------------|--------------|
| Opening GFA                    | 12.56        | 13.33        |
| Capitalization during the year | 0.00         | 0.25         |
| Deduction and Adjustment       | -            | -            |
| <b>Closing GFA</b>             | <b>12.56</b> | <b>13.58</b> |

*Table 6: Addition in Gross Fixed Asset - revised submission(Rs Crores)*

| Particulars                    | FY 2015-16   | FY 2016-17   |
|--------------------------------|--------------|--------------|
| Opening GFA                    | 12.56        | 12.83        |
| Capitalization during the year | 0.28         | 0.71         |
| Deduction and Adjustment       | 0.01         | 0.15         |
| <b>Closing GFA</b>             | <b>12.83</b> | <b>13.39</b> |

### **Depreciation**

22. The asset wise depreciation is computed based on the depreciation rates prescribed in the UERC (terms and conditions for determination of Tariff) Regulations 2011 and UERC (terms and conditions for determination of Tariff) Regulations 2015. Asset class wise depreciation computation is specified in Format F 4.1 which is attached along with this petition. The depreciation for FY 2015-16 and FY 2016-17 approved by the Commission and resubmitted now is given in the table below, Petitioner requests the Hon'ble Commission to approve the Depreciation for SLDC as proposed in the table below:

*Table 7: Depreciation for 2015-16 and 2016-17 (Rs Crores)*

| Particulars  | FY 2015-16 |        | FY 2016-17 |                  |
|--------------|------------|--------|------------|------------------|
|              | Approved   | Actual | Approved   | Revised Estimate |
| Depreciation | 1.07       | 1.28   | 1.21       | 1.30             |

### **Operation and Maintenance Expenses**

23. Operation and Maintenance expenses include Employees Expenses, Administration and General (A&G) Expenses and Repair and Maintenance(R&M) Expenses. The summary of the O&M expenses incurred in FY 2015-16 and estimates for 2016-17 are as follows:

**Table 8: O&M expenses for FY 2015-16 and FY 2016-17**

| Particulars   | FY 2015-16  |             | FY 2016-17  |                  |
|---------------|-------------|-------------|-------------|------------------|
|               | Approved    | Actual      | Approved    | Revised Estimate |
| R&M           | 0.56        | 0.85        | 0.09        | 1.00             |
| AMC fee       |             | 0.46        | 0.57        | 0.57             |
| Total R&M     | 0.56        | 1.31        | 0.66        | 1.57             |
| Employee Cost | 3.83        | 3.42        | 6.07        | 8.49             |
| A&G           | 0.52        | 0.95        | 0.95        | 0.97             |
| <b>Total</b>  | <b>4.91</b> | <b>5.68</b> | <b>7.68</b> | <b>11.03</b>     |

24. The details of the above expenses are discussed in the subsequent sections Employee expenses, R&M expenses and A&G expenses.

**Employee Expenses**

25. The Commission had approved Rs 3.83 Crores and Rs 6.07 Crores as Employees Expenses for FY 2015-16 and FY 2016-17.

26. There is an increase in recruitment envisaged for FY 2016-17 as compared to FY 2015-16. The employee recruitment plan as planned by SLDC is as follows:

**Table 9: Employee recruitment plan**

| Particulars              | FY 2015-16 | FY 2016-17 |
|--------------------------|------------|------------|
| Opening no. of Employees | 34         | 37         |
| Employees recruited      | 4          | 34         |
| Transfer                 | 0          | 0          |
| Retirement               | 1          | 0          |
| Closing No. of Employees | 37         | 71         |

27. The SLDC submits that employee expenses are linked to the Government approved scales and allowances and that utility has no control over it. It has to pay its employees, the salary and allowances, as approved by the Government from time to time. The head-wise employees’ expense for FY 2015-16 and for 6 months of FY 2016-17 as booked in the accounts for SLDC and SCADA has been specified in Format 3.1, which is attached along with this petition. Considering the HR Plan and the CPI inflation rate, the employee cost for FY 16-17 has been re-estimated. Based on the assumption the revised estimate of Employees’ Expenses for FY 2016-17 are given in the table below, the SLDC requests the Hon’ble Commission to approve the same:

**Table 10: Actual Employees cost for FY 2015-16 and Estimates for FY 2016-17**

| Particulars         | FY 2015-16 |        | FY 2016-17 |                  |         |
|---------------------|------------|--------|------------|------------------|---------|
|                     | Approved   | Actual | Approved   | Till Sept-Actual | Revised |
| Employees’ Expenses | 3.83       | 3.42   | 6.07       | 1.82             | 8.31    |

**Repair and Maintenance Expenses**

28. The Commission had approved R&M expenses of Rs0.56 Crores and Rs0.66 Crores for FY 2015-16 and FY 2016-17 respectively.

29. The SCADA project was commissioned in April 2013 and hence there has been considerable increase in R&M Expenses as compared to what was approved by the Commission for FY 2016-17. The actual R&M expenses for FY 2015-16 and estimate for FY 2016-17 are given in the table below

*Table 11: Actual R&M expenses incurred*

| Particulars                                   | FY 2015-16  | FY 2016-17 (till Sept) |
|---|-------------|------------------------|
| Buildings and structures / civil works        | 0.05        | 0.02                   |
| Plant & Machinery                             | 0.73        | 0.37                   |
| Cables & network                              | 0.05        | 0.02                   |
| Communication equipment                       | 0.00        | 0.00                   |
| Airconditioning plant                         | 0.00        | 0.00                   |
| Furniture & Fixtures                          | 0.00        | 0.08                   |
| Office equipment                              | 0.00        | 0.00                   |
| Vehicles                                      | 0.00        | 0.00                   |
| Assets taken over and pending final valuation | 0.00        | 0.00                   |
| Misc. Equipment / items                       | 0.01        | 0.00                   |
| <b>Total R&amp;M</b>                          | <b>0.85</b> | <b>0.49</b>            |

30. The Petitioner had given an Annual Maintenance Contract (AMC) to the original executioner of the project for the up-keep and maintenance of the SLDC assets and the AMC cost for each year with Areva T&D India private limited was already contracted for 5 years after completion of works.

31. The total R&M expenses and AMC fees as approved by the Commission and actual for FY 2015-16 and revised estimated for FY 2016-17 is given in the table below:-

*Table 12: Actual R&M costs for FY 2015-16 and Estimates for FY 2016-17*

| Particulars                     | FY 2015-16  |             | FY 2016-17  |                  |                  |
|---------------------------------|-------------|-------------|-------------|------------------|------------------|
|                                 | Approved    | Actual      | Approved    | Till Sept-Actual | Revised Estimate |
| Repair and Maintenance Expenses | 0.56        | 0.85        | 0.09        | 0.49             | 0.99             |
| AMC Fees                        |             | 0.46        | 0.57        |                  | 0.57             |
| <b>Total R&amp;M Expenses</b>   | <b>0.56</b> | <b>1.31</b> | <b>0.66</b> | <b>0.49</b>      | <b>1.56</b>      |

32. The revised R&M expenses estimated for FY 2016-17 are based on actual 6 months expenses for FY 2016-17 and also the expenses of FY 2015-16, we pray to the Commission to approve the same.

### **Administrative and General Expenses**

33. Administrative and General( A&G) expenses consist of rent, rates and taxes, travel and conveyance expenses, consultancy and legal fees, insurance and other administration expenses. The details of Actual A&G Expenses for FY 2015-16 and 6 months of FY 2016-17 are specified in Format 3.2, which is attached along with this petition. The summary of the A&G expenses incurred is as follows:

*Table 13: Actual A&G expenses for FY 2015-16 and Estimates for FY 2016-17*

| Particulars                         | FY 2015-16 |        | FY 2016-17 |                  |                  |
|-------------------------------------|------------|--------|------------|------------------|------------------|
|                                     | Approved   | Actual | Approved   | Till Sept-Actual | Revised Estimate |
| Administrative and General Expenses | 0.52       | 0.95   | 0.95       | 0.51             | 0.97             |

34. The revised A&G expenses estimated for FY 2016-17 are based on actual 6 months expenses for FY 2016-17 and also the expenses of FY 2015-16, we pray to the Commission to approve the same.



### ***Interest and Finance charges***

35. It is submitted that capital structure of the projects of SLDC (Dehradun and 2 Nos. Sub- SLDC at Kashipur and Rishikesh) and SCADA is funded with 70% of debt through REC II and 30% of equity through Government of Uttarakhand. Major focus of capital expenditure is on the strengthening of SCADA through OPGW network and installation of RTU at various substations. The debt part of the OPGW plan is funded through REC II Scheme and the effective interest rate applicable on the loan is 12.44%. The depreciation calculated in previous section is taken as normative repayment of the loan. The interest and finance charges computed for FY 2015-16 and FY 2016-17 are as given in the table below.

*Table 14: Interest and Finance charges for FY 2015-16 and Estimates for FY 2016-17*

| Particulars           | FY 2015-16  |             | FY 2016-17  |                  |
|-----------------------|-------------|-------------|-------------|------------------|
|                       | Approved    | Actual      | Approved    | Revised Estimate |
| Loans opening balance | 7.49        | 8.79        | 6.76        | 7.72             |
| Addition              | 0.00        | 0.19        | 0.18        | 0.50             |
| Repayment             | 1.07        | 1.27        | 1.21        | 1.29             |
| Closing balance       | 6.43        | 7.72        | 5.73        | 6.93             |
| Rate of Interest      | 12.25%      | 12.44%      | 12.55%      | 12.44%           |
| <b>Interest cost</b>  | <b>0.85</b> | <b>1.03</b> | <b>0.78</b> | <b>0.91</b>      |

### ***Return on Equity***

36. As mentioned above also, all the assets under the SLDC and SCADA divisions are now funded through 30% Equity. The return of Equity as claimed by the petitioner for FY 2014-15 and FY 2015-16 is as given in the table below.

*Table 15: Return on Equity for FY 2015-16 and Estimates for FY 2016-17*

| Particulars              | FY 2015-16  |             | FY 2016-17  |             |
|--------------------------|-------------|-------------|-------------|-------------|
|                          | Approved    | Actual      | Approved    | Resubmitted |
| Opening Equity           | 3.39        | 3.77        | 3.69        | 3.85        |
| Addition                 | 0           | 0.08        | 0.08        | 0.21        |
| Closing Equity           | 3.39        | 3.85        | 3.76        | 4.06        |
| Average Normative Equity | 3.39        | 3.81        | 3.73        | 4.00        |
| Return on Equity (%)     | 15.50%      | 15.50%      | 15.50%      | 15.50%      |
| <b>Return on Equity</b>  | <b>0.52</b> | <b>0.59</b> | <b>0.57</b> | <b>0.61</b> |

### ***Interest on working capital***

37. The Petitioner has considered working capital computation as per the provisions of UERC Tariff Regulations 2011 and UERC Tariff Regulations 2015. And In accordance with the provisions of the Regulations, the Petitioner has estimated Working Capital requirement for FY 2015-16 and FY 2016-17. The interest rate claimed on the working capital so computed is considered on normative basis as SBI PLR as applicable on 1st April of the financial year. Interest on working capital as computed is given in the table below.

**Table 16: Interest on working capital for FY 2015-16 and Estimates for FY 2016-17**

| Particulars   | FY2015-16   |             | Particulars             | FY2016-17   |                  |
|---|-------------|-------------|-------------------------|-------------|------------------|
|   | Approved    | Actual      |                         | Approved    | Revised Estimate |
| O&M for One month   | 0.41        | 0.47        | O&M for One month       | 0.64        | 0.90             |
| Maintenance & Spares (@ 1% of the historical cost escalated @ 6%) | 0.74        | 0.14        | Maintenance @15% of O&M | 1.15        | 1.63             |
| 2 months receivables  | 1.24        | 1.52        | 2 months receivables    | 1.68        | 2.39             |
| WC Requirement  | 2.39        | 2.13        | WC Requirement          | 3.47        | 4.92             |
| SBI PLR   | 14.75%      | 14.05%      | SBI PLR                 | 14.05%      | 14.05%           |
| <b>Interest on WC</b>   | <b>0.35</b> | <b>0.30</b> | <b>Interest on WC</b>   | <b>0.49</b> | <b>0.69</b>      |

38. The Petitioner prays to the Hon'ble Commission to approve the interest on Working Capital for FY 2016-17 as proposed.

### ***LDC development fund***

39. As per regulation 98 of UERC Tariff regulations, 2015, the following is specified about the LDCD fund:

- (1) *The SLDC shall create and maintain a separate fund called 'Load Despatch Centre Development Fund' ("LDCD Fund").*
- (2) *All the other income of SLDC like short term open access charges, registration charges, scheduling and operating charges, etc. shall be deposited into LDCD Fund.*
- (3) *The SLDC shall be entitled to utilise the money available in the LDCD Fund for creation of new assets, meeting stipulated equity portion in asset creation, margin money for raising loan from the financial institutions and funding of R&D projects.*

40. It is submitted that as per above regulation the above mentioned charges collected by SLDC are meant to be over and above the SLDC fees and charges which are recovered through ARR and these interstate SLDC operating and schedule charges are not to be reduced from ARR and rather be retained by SLDC in LDCD Fund for facilitating open access and capacity building. The actual Interstate operating and schedule charges collected for FY 2015-16 and estimate for FY 2016-17 are given in the table below which are not reduced from the total ARR of the SLDC.

**Table 17: Proposed LDCD fund for FY 2015-16 and FY 2016-17**

| Particulars                                | FY 2015-16  | FY 2016-17       |                  |
|--|-------------|------------------|------------------|
|  | Actual      | Till Sept-Actual | Revised Estimate |
| Short Term Open Access (Operating Charges) | 1.07        | 0.65             | 1.36             |
| Registration Fees                          | 0.01        | 0.02             | 0.03             |
| NOC Charges                                | 0.27        | 0.16             | 0.34             |
| <b>LDCD fund</b>                           | <b>1.34</b> | <b>0.82</b>      | <b>1.72</b>      |

### ***Aggregate Revenue Requirement***

41. Based on the item wise Expenses and Income enumerated in the sections above, the Aggregated revenue requirement for FY 2015-16 and FY 2016-17 is given in the table below, we request the Hon'ble Commission to approve the ARR for FY 2015-16 and FY 2016-17 as depicted in the table below.

Table 18: Proposed ARR for FY 2015-16 and FY 2016-17

| S. No. | Particulars  | FY 2015-16  |             | FY2016-17    |                  |
|--------|--|-------------|-------------|--------------|------------------|
|        |  | Approved    | Actual      | Approved     | Revised Estimate |
| 1      | O&M Expenses   | 4.91        | 5.68        | 7.68         | 10.84            |
| a      | R&M Expenses   | 0.56        | 0.85        | 0.09         | 0.99             |
| b      | AMC  |             | 0.46        | 0.57         | 0.57             |
| c      | Employee Expenses  | 3.83        | 3.42        | 6.07         | 8.31             |
| d      | A&G Expenses   | 0.52        | 0.95        | 0.95         | 0.97             |
| 2      | Add : Gain/loss (on account of controllable items) of licensee |             | 0.26        |              |                  |
| 3      | Depreciation   | 1.07        | 1.27        | 1.21         | 1.29             |
| 4      | Interest & Finance Charges                                     | 0.85        | 1.03        | 0.78         | 0.91             |
| 5      | Interest on Working Capital                                    | 0.35        | 0.30        | 0.49         | 0.69             |
| 6      | Return on Equity   | 0.52        | 0.59        | 0.57         | 0.61             |
| 7      | <b>ARR</b>   | <b>7.70</b> | <b>9.12</b> | <b>10.73</b> | <b>14.35</b>     |
| 8      | Non-Tariff Income  | 0.26        | 0           | 0.65         | 0                |
| 9      | <b>Net ARR</b>   | <b>7.44</b> | <b>9.12</b> | <b>10.08</b> | <b>14.35</b>     |

## Review of ARR for FY 2017-18

42. The Commission had approved ARR of Rs13.72 Crores for FY 2017-18. The petitioner has recomputed the ARR for FY 2017-18 based on the actual 6 months expenses for FY 2016-17.

### Capital Expenditure and Capitalization

43. As submitted in the previous sections, the SCADA project includes "Construction of SLDC at Dehradun and 2 Nos. Sub-SLDC at Kashipur and Rishikesh" is to be completed in two phases, first phase of which was completed and commissioned and the second phase of the project is under process. Petitioner submits that the second phase includes the laying of OPGW cable network of about 600 km between various substations to SLDC and Sub-LDC. This will provide a robust media backbone for data acquisition with superior accuracy and reliability. Contracts for the OPGW cable network has already been awarded and the project is expected to get commission in FY 2017-18. The rest of the expenditure would be incurred beyond present control period. The details of investment capitalized as approved by the Commission and resubmitted now is as given in the table below, the Hon'ble Commission is requested to approve the actual expenditure and gross fixed assets of SLDC and SCADA.

Table 19: Details of Capital Expenditure for SLDC and SCADA divisions (Rs Crores)

| Particulars                            | 2017-18 (Revised estimate) |              |              |
|--|----------------------------|--------------|--------------|
|  | SLDC                       | SCADA        | Total        |
| Lands & Rights                         |                            |              | 0.00         |
| Buildings and structures / civil works | -                          | -            | 0.00         |
| Plant & Machinery                      | 0.06                       | 0.25         | 0.31         |
| Cables & network                       | 0.03                       | 0.06         | 0.08         |
| Communication equipment                | 0.01                       | 1.40         | 1.41         |
| Airconditioning plant                  | -                          | 0.03         | 0.03         |
| Furniture & Fixtures                   | 0.22                       | 0.06         | 0.28         |
| Office equipment                       | 0.07                       | 0.17         | 0.24         |
| Vehicles                               | -                          | -            | 0.00         |
| SCADA and IT system                    | -                          | 21.00        | 21.00        |
| Other equipment                        | 0.03                       | -            | 0.03         |
| Computer and printers                  | 0.03                       | 0.03         | 0.06         |
| Other Misc Equipment                   | -                          | 0.06         | 0.06         |
| ICCP (server)                          | -                          | -            | 0.00         |
| <b>Total</b>                           | <b>0.45</b>                | <b>23.04</b> | <b>23.49</b> |

Table 20: Addition in gross fixed asset- revised submission (Rs Crores)

| Particulars                    | 2017-18      |                  |
|--------------------------------|--------------|------------------|
|                                | Approved     | Revised Estimate |
| Opening GFA                    | 13.58        | 13.39            |
| Capitalization during the year | 31.50        | 32.94            |
| Deduction and Adjustment       | 0.00         | 0.00             |
| <b>Closing GFA</b>             | <b>45.08</b> | <b>46.33</b>     |

## Depreciation

44. The asset wise depreciation is computed based on the depreciation rates prescribed in the UERC (terms and conditions for determination of Tariff) Regulations 2015. Subsequently the depreciation rates are applied on the projected assets for FY 2017-18 to compute the depreciation. The details of the calculation are being shared in Format 4.1 which is attached along with this petition; the summary is as provided in the table below. **Petitioner requests the Hon'ble Commission to approve the same.**

Table 21: Depreciation for FY 2017-18 (Rs Crores)

| Particulars  | FY 2017-18 |                  |
|--------------|------------|------------------|
|              | Approved   | Revised Estimate |
| Depreciation | 2.06       | 2.39             |

## Operation and Maintenance Expenses

45. The Operation and Maintenance expense are projected based on actual expenses of 6 months of FY 2016-17 and methodology prescribed in The UERC (terms and conditions for determination of Tariff) Regulations 2015.

## Employee Expenses

46. The UERC (terms and conditions for determination of Tariff) Regulations 2015 specified the methodology for calculating the employees cost for ensuing years of Control period. According to the regulations the employees cost for any year n would be:

$$\text{EMP}_n = (\text{EMP}_{n-1}) \times (1 + G_n) \times (\text{CPI}_{\text{inflation}})$$

Where;

G<sub>n</sub> is the growth factor for the nth Year. Value of G<sub>n</sub> shall be determined by the Hon'ble Commission in the MYT Tariff order for meeting the additional manpower requirement based on SLDC's filing, benchmarking, and any other factor that the Hon'ble Commission feels appropriate.

CPI<sub>inflation</sub> – is the average increase in the Consumer Price Index (CPI) for immediately preceding three years

47. The increase in CPI inflation for FY 2013-14, FY 2014-15 and FY 2015-16 are 9.68%, 6.29% and 4.25%, respectively. Based on this, the average increase in Consumer Price Index comes out to be 6.97% for last three years. To estimate the employee expenses for FY 2017-18 the employee expenses of SCADA and SLDC, incurred in FY 2015-16, have been escalated to determine the employee expenses. Further on the basis of the HR Plan of both SCADA and SLDC, Growth factor has been projected to estimate the employee expenses for the control period.
48. There is an increase in recruitment envisaged for FY 2017-18 as compared to the approved figures. The employee recruitment plan as planned by SLDC is as follows:

Table 22: Employee recruitment plan

| Particulars              | FY 2017-18 |
|--------------------------|------------|
| Opening no. of Employees | 71         |
| Employees recruited      | 16         |
| Transfer                 | 0          |
| Retirement               | 3          |
| Closing No. of Employees | 84         |

49. Based on the Actual CPI and growth factor, the employee cost computed for control period is as given in the table below. SLDC requests the Hon'ble Commission is requested to approve the same.

**Table 23: Employee expenses for FY 2017-18 (Rs Crores)**

| Particulars       | FY 2017-18 |                  |
|-------------------|------------|------------------|
|                   | Approved   | Revised Estimate |
| Employee expenses | 7.49       | 10.51            |

### **Repair and Maintenance expenses and AMC charges**

50. The UERC (terms and conditions for determination of Tariff) Regulations 2015 has specified the methodology for calculating the R&M Expenses for ensuing years of Control period. According to the regulations the R&M Expenses for any year n would be

$$\text{“R&Mn} = (K) \times (GFA_{n-1}) \times (WPI_{inflation})\text{”}$$

Where K is a constant specified by the Commission in %. Value of K for each year of the control period shall be determined by the Commission in the MYT tariff order based on SLDC’s filing, benchmarking of repair and maintenance expenses, approved repair and maintenance expenses vis-à-vis GFA approved by the Commission in the past and any other factor considered appropriate by the Commission.

*“WPIinflation – is the average increase in the Wholesale Price Index (CPI) for immediately preceding three years”*

51. The R&M Expenses for FY 2017-18 are projected by escalating the R&M expenses of FY 2015-16 with the average of Wholesale Price Index inflation of previous three financial years. The wholesale price inflation for FY FY 2013-14, FY 2014-15 and FY 2015-16 are 5.98 %, 2.00% and -2.48% respectively. Based on this the average increase in wholesale price index comes out to be 1.83% for last three years. Subsequently the K factor is determined by considering the avg. of R&M cost past three financial years and opening GFA of past three financial years. The percentage value of K is later been escalated with average WPI inflation and treated with the R&M expenses of FY 2015-16 in order to project the R&M expense for FY 2017-18.
52. Apart from usual R&M expenses, the SLDC has given an Annual Maintenance Contract to the original executioner of the project for the up keeping and maintenance of the assets created out of the project. The total AMC cost as contracted is taken separately as actual and no inflation is considered on such amount to reach at Total R&M expenses for the SLDC and SCADA division.
53. Based on the Actual WPI and actual R&M expenses of FY 2015-16, the Repair and Maintenance expenses computed for FY 2017-18 has been projected and detailed in the table below. The SLDC prays to the Hon’ble Commission to approve the same.

**Table 24: R&M expenses for FY 2017-18 (Rs Crores)**

| Particulars  | FY 2017-18  |                  |
|--------------|-------------|------------------|
|              | Approved    | Revised Estimate |
| R&M expenses | 0.09        | 0.93             |
| AMC charges  | 0.55        | 0.57             |
| <b>Total</b> | <b>0.64</b> | <b>1.50</b>      |

### **Administrative and general expenses**

54. The UERC (terms and conditions for determination of Tariff) Regulations 2015 specified the methodology for calculating the R&M Expenses for ensuing years of Control period. According to the regulations the R&M Expenses for any year n would be

$$\text{“A&Gn} = (A\&G_{n-1}) \times (WPI_{inflation}) + \text{Provisions”}$$

Where Provision is cost for initiatives or other one-time expenses as proposed by the SLDC and validated by the Commission.

Based on the Actual WPI and actual A&G expenses for FY 2015-16, the Administrative and General Expenses computed for Control Period. SLDC prays to the Hon’ble Commission to approve the same for FY 2017-18.

*Table 25: A&G expenses for FY 2017-18 (Rs Crores)*

| Particulars  | FY 2017-18 |                  |
|--------------|------------|------------------|
|              | Approved   | Revised Estimate |
| A&G expenses | 1.00       | 0.99             |

55. The total overall O&M Expenses comprising of employee expenses, R&M expenses and A&G expenses as proposed by the petitioner for FY 2017-18 is summarized in the table below.

*Table 26: Proposed O&M expenses for FY 2017-18 (Rs Crores)*

| Particulars   | FY 2017-18  |                  |
|---------------|-------------|------------------|
|               | Approved    | Revised Estimate |
| R&M expenses  | 0.09        | 0.93             |
| AMC charges   | 0.57        | 0.57             |
| Employee Cost | 7.49        | 10.51            |
| A&G           | 1.00        | 0.99             |
| <b>Total</b>  | <b>9.15</b> | <b>12.99</b>     |

### ***Interest and Finance charges***

56. As submitted earlier, Phase-2 of the SCADA/SLDC projects is under implementation and work orders for the same has already been awarded. Petitioner in planning to strengthen the communication backbone of SCADA by connecting the 220 KV & 132 KV substations with SLDC and Sub SLDCs with OPGW network. Petitioner has computed the interest and finance charge for the control period on normative basis considering 70% debt on the on the proposed GFA profile. Projects of SLDC/SCADA are funded under REC II scheme, thus Petitioner has consider the average interest rate of REC II for computing the interest and finance cost. The interest and finance charges for FY 2017-18 are detailed in table below. Petitioner requests to the Hon'ble Commission to approve the same.

*Table 27: Interest and finance charges for FY 2017-18 (Rs Crores)*

| Particulars                | FY 2017-18  |                  |
|----------------------------|-------------|------------------|
|                            | Approved    | Revised Estimate |
| Loans opening balance      | 5.73        | 6.93             |
| Addition                   | 22.05       | 23.06            |
| Repayment                  | 2.06        | 2.39             |
| Closing balance            | 25.72       | 27.60            |
| Rate of Interest           | 12.55%      | 12.44%           |
| <b>Total Interest cost</b> | <b>1.97</b> | <b>2.15</b>      |

### ***Return on Equity***

57. As submitted above, the assets under the SLDC and SCADA units are now funded through 30% Equity. We requests the Hon'ble Commission to approve the claimed return on equity for FY 2017-18 as given in the table below.

*Table 28: RoE proposed for FY 2017-18 (Rs Crores)*

| Particulars    | FY 2017-18 |                  |
|----------------|------------|------------------|
|                | Approved   | Revised Estimate |
| Opening Equity | 3.76       | 4.06             |
| Addition       | 9.45       | 9.88             |
| Closing Equity | 13.21      | 13.95            |

|                         |             |             |
|-------------------------|-------------|-------------|
| RoE rate                | 15.50%      | 15.50%      |
| <b>Return on Equity</b> | <b>0.58</b> | <b>1.40</b> |

### ***Interest on Working Capital***

58. In accordance with the provisions of UERC Regulations, 2015 the projected working capital requirement and interest on such working capital requirement is given in the table below. State bank of India PLR rate as on 05.10.2015 is considered as applicable rate for computing interest on working capital. Hon'ble Commission is requested to approve the same for FY 2017-18.

*Table 29: Interest on working capital proposed for FY 2017-18 (Rs Crores)*

| Particulars             | FY 2017-18  |                  |
|-------------------------|-------------|------------------|
|                         | Approved    | Revised Estimate |
| O&M for One month       | 0.76        | 1.08             |
| Maintenance @15% of O&M | 1.37        | 1.95             |
| 2 months receivables    | 2.29        | 3.30             |
| WC Requirement          | 4.42        | 6.33             |
| SBI PLR                 | 14.05%      | 14.05%           |
| <b>Interest on WC</b>   | <b>0.62</b> | <b>0.89</b>      |

### ***Aggregate Revenue Requirement***

59. Based on the item wise Expenses and Income enumerated in the sections above, the projected aggregated revenue requirement for FY 2017-18 is computed in the table given below. The Hon'ble Commission is requested to approve the projected ARR for the period.

*Table 30: Proposed ARR for FY 2017-18*

| S. No.   | Particulars                 | FY2017-18    |                  |
|----------|-----------------------------|--------------|------------------|
|          |                             | Approved     | Revised Estimate |
| 1        | O&M Expenses                | 9.13         | 12.99            |
| a        | R&M Expenses                | 0.09         | 0.93             |
| b        | AMC                         | 0.55         | 0.57             |
| c        | Employee Expenses           | 7.49         | 10.51            |
| d        | A&G Expenses                | 1.00         | 0.99             |
| 2        | Depreciation                | 2.06         | 2.39             |
| 3        | Interest & Finance Charges  | 1.97         | 2.15             |
| 4        | Interest on Working Capital | 0.62         | 0.89             |
| 5        | Return on Equity            | 0.58         | 1.40             |
| <b>6</b> | <b>ARR</b>                  | <b>14.36</b> | <b>19.81</b>     |
| 7        | Non-Tariff Income           | 0.65         | 0                |
| <b>8</b> | <b>Net ARR</b>              | <b>13.71</b> | <b>19.81</b>     |

60. The SLDC prays to the Hon'ble Commission to approve the proposed ARR of Rs. 19.81 cr. for FY 2017-18.



## ***Compliance of directives***

61. In the previous tariff order the Hon'ble Commission had approved certain directives to SLDC. The Compliance report for each directive is provided below:

**Directive:**

**As accounting of SLDC and SCADA is being done separately, accordingly, SLDC is directed to start preparing its annual statement of accounts separately from FY 2016-17 onwards in accordance with the requirement of the Regulations.**

Petitioner's response:

The SLDC respectfully submits that SLDC has not been formed as a separate company and is still part of PTCUL. The accounting is already being done separately in the form of separate MTBs. However, maintaining separate annual statement of accounts including balance sheets shall be initiated after the ring fencing of SLDC and SCADA is complete.

**Directive:**

***Maintaining the separate details of actual AMC fee paid***

**The Commission directs the Petitioner to maintain separate details of actual AMC fee paid and the impact of the same shall be adjusted while carrying out the truing up and will not be considered as reduction in R&M expenses on account of controllable factors**

Petitioner's response:

The Petitioner submits that it has maintained the details of AMC paid separately and is also claiming the AMC fees paid to project executioner on actual basis. The Petitioner submits that AMC fees to be paid is not subject to any escalation with R&M expenses and is projected on actual as per contract agreement. The details of AMC fee incurred in FY 2015-16 and projected to be incurred for FY 2016-17 and FY 2017-18 has been specified in the current petition.

**Directive:**

***LDC Development Fund***

**The Petitioner is directed to ensure compliance of the Regulations and create a separate Fund which shall be utilized in accordance with the Regulations.**

Petitioner's response:

The Petitioner respectfully submits that a separate fund has been created in compliance with the relevant regulations, also the utilization is also planned as per regulations.

# ***Prayer***

The Petitioner respectfully prays the Hon'ble Commission to:

- a. Admit the Petitions of APR for FY 2016-17 and ARR for FY 2017-18
- b. Grant an expeditious hearing of the Petition
- c. Approve APR for FY 2016-17 and ARR for FY 2017-18.
- d. Permit recovery of expenses understated/ not considered in this Petition subsequent to the submission of this petition.
- e. Condone any inadvertent omissions / errors / short comings and permit the applicant to add /change /modify / alter this Petition and make further submissions as may be required at later stages
- f. Pass such orders as Hon'ble Commission may deem fit and proper and necessary in the facts and circumstances of the case, to grant relief to the petitioner.

# ***Annexures***

# Formats

## INDEX OF FORMATS

*Formats for SLDC*

| <b>S.No.</b> | <b>Form No.</b> | <b>Particulars</b>  |
|--------------|-----------------|---|
| <b>1</b>     | <b>2</b>        | <b>3</b>  |
| 1            | Form: F - 1     | Summary of Aggregate Revenue Requirement                                  |
| 2            | Form: F-2       | Capital Contribution, Grants, Subsidies                                   |
| 3            | Form: F - 3     | Operation and Maintenance Expenses  |
| 4            | Form: F - 3.1   | Employee Expenses   |
| 5            | Form: F - 3.2   | Administration and General Expenses                                       |
| 6            | Form: F - 3.3   | Repair & Maintenance Expenses   |
| 7            | Form: F - 4.1   | Gross Fixed Asset   |
| 8            | Form: F - 4.2   | Asset-wise Depreciation   |
| 9            | Form: F-5       | Return on Equity  |
| 10           | Form: F - 6.1   | Statement of Capital Expenditure  |
| 11           | Form: F-6.1A    | Statement of Capital Works-in-Progress                                    |
| 12           | Form: F-6.1B    | Break-up of Construction/Supply/Service Packages                          |
| 13           | Form: F - 6.2   | Statement of Capital Works-in-Progress                                    |
| 14           | Form: F-6.3     | Element wise Break-up of Project/Asset/Element Cost                       |
| 15           | Form: F-6.4     | Statement of Additional Capitalisation after COD                          |
| 16           | Form: F-6.5     | Financing of Additional Capitalisation                                    |
| 17           | Form: F-6.6     | Incidental Expenditure during Construction                                |
| 18           | Form: F-6.7     | Statement of De-capitalisation  |
| 19           | Form: F - 7     | Statement of Capital Works-in-Progress                                    |
| 20           | Form: F - 8     | Details of Capital Cost and Financing Structure                           |
| 21           | Form: F - 9     | Details of Financial Packages   |
| 22           | Form: F - 10.1  | Statement of Outstanding Loans  |
| 23           | Form: F - 10.2  | Calculation of Weighted Average Interest Rate of Interest on Actual Loans |
| 24           | Form: F - 10.3  | Calculation of Interest on Normative Loan                                 |
| 25           | Form: F - 11    | Working Capital Requirement   |
| 26           | Form: F -12     | LDCD Fund   |
| 27           | Form: F - 13    | Investment Plan for Next 3 Years  |



Form: F-2

## Capital Contribution, Grants, Subsidies

(Figures in Rs Crore)

| S. No. | Particulars   | Previous Year (n-1) | Current Year (n) |         |                       | Ensuing Year (n+1) | Ensuing Year (n+2) | Ensuing Year (n+3) | Remarks        |
|--------|---|---------------------|------------------|---------|-----------------------|--------------------|--------------------|--------------------|----------------|
|        |   | (Actuals/Audited)   | Apr-Sep (Actual) | Oct-Mar | Total (April - March) | Projected          | Projected          | Projected          |                |
| 1      | 2   | 3                   | 4                | 5       | 6 = 4+5               | 7                  | 8                  | 9                  | 10             |
| 1      | Subsidy towards cost of Capitals Asset                      | NA                  | NA               | NA      | NA                    | NA                 | NA                 | NA                 | Not Applicable |
| 2      | Grant towards cost of Capitals Assets                       | NA                  | NA               | NA      | NA                    | NA                 | NA                 | NA                 | Not Applicable |
| 3      | Receipts from State Govt. under any scheme as grant/subsidy | NA                  | NA               | NA      | NA                    | NA                 | NA                 | NA                 | Not Applicable |
|        | <b>Total (1+2+3)</b>  |                     |                  |         |                       |                    |                    |                    |                |

Petitioner

SLDC

UTTARAKHAND

Form: F - 3

## Operation and Maintenance Expenses

(Figures in Rs Crore)

| S. NO. | Particulars                         | Previous Year (n-1) | Current Year (n) |                     |                       | Ensuing Year (n+1) | Remarks |
|--------|-------------------------------------|---------------------|------------------|---------------------|-----------------------|--------------------|---------|
|        |                                     | (Actuals/Audited)   | Apr-Sep (Actual) | Oct-Mar (Estimated) | Total (April - March) | Projected          |         |
| 1      | 2                                   | 3                   | 4                | 5                   | 6 = 4+5               | 7                  | 10      |
| 1      | Employee Expenses                   | 3.42                | 1.82             | 6.49                | 8.31                  | 10.51              |         |
| 2      | Administration and General Expenses | 0.95                | 0.51             | 0.46                | 0.97                  | 0.99               |         |
| 3      | Repair & Maintenance Expenses       | 0.85                | 0.49             | 0.50                | 0.99                  | 0.93               |         |
|        | <b>Total</b>                        | <b>5.22</b>         | <b>2.82</b>      | <b>7.46</b>         | <b>10.27</b>          | <b>12.42</b>       |         |





SLDC

Form: F - 3.1

Employee Expenses

(Figures in Rs Crore)

B. Details of number of employees

| S. No.   | Item                            | Previous Year (n-1) | Current Year (n) |                     |                       | Ensuing Year (n+1) | Remarks |
|----------|---------------------------------|---------------------|------------------|---------------------|-----------------------|--------------------|---------|
|          |                                 | (Actuals/Audited)   | Apr-Sep (Actual) | Oct-Mar (Estimated) | Total (April - March) | Projected          |         |
| <b>A</b> | <b>Officer/Managerial Cadre</b> |                     |                  |                     |                       |                    |         |
| 1        | Technical                       | 23.00               | 23.00            | 40.00               | 40.00                 | 40.00              |         |
| 2        | Administrative                  | -                   | -                | -                   | -                     | -                  |         |
| 3        | Accounts and finance            | -                   | -                | 1.00                | 1.00                  | 1.00               |         |
| 4        | Other (Please specify)          | -                   | -                | -                   | -                     | -                  |         |
|          |                                 | -                   | -                | -                   | -                     | -                  |         |
| <b>B</b> | <b>Staff Cadre</b>              |                     |                  |                     |                       |                    |         |
| 5        | <b>Technical</b>                | -                   | -                | -                   | -                     | -                  |         |
| 5.1      | Grade I                         | 4.00                | 4.00             | 8.00                | 8.00                  | 8.00               |         |
| 5.2      | Grade II                        | 19.00               | 19.00            | 32.00               | 32.00                 | 32.00              |         |
| 5.3      | Grade III                       | 9.00                | 9.00             | 23.00               | 23.00                 | 29.00              |         |
| 5.4      | Grade IV                        | 1.00                | 1.00             | 1.00                | 1.00                  | -                  |         |
|          |                                 | -                   | -                | -                   | -                     | -                  |         |
| 6        | <b>Administrative</b>           | -                   | -                | -                   | -                     | -                  |         |
| 6.1      | Grade I                         | -                   | -                | -                   | -                     | -                  |         |
| 6.2      | Grade II                        | -                   | -                | -                   | -                     | -                  |         |
| 6.3      | Grade III                       | 3.00                | 3.00             | 4.00                | 4.00                  | 12.00              |         |
| 6.4      | Grade IV                        | -                   | -                | -                   | -                     | -                  |         |
|          |                                 | -                   | -                | -                   | -                     | -                  |         |
| 7        | <b>Accounts and finance</b>     | -                   | -                | -                   | -                     | -                  |         |
| 7.1      | Grade I                         | -                   | -                | -                   | -                     | -                  |         |
| 7.2      | Grade II                        | -                   | -                | 1.00                | 1.00                  | 1.00               |         |
| 7.3      | Grade III                       | 1.00                | 1.00             | 2.00                | 2.00                  | 2.00               |         |
| 7.4      | Grade IV                        | -                   | -                | -                   | -                     | -                  |         |
|          |                                 | -                   | -                | -                   | -                     | -                  |         |
| 8        | <b>Others (please specify)</b>  | -                   | -                | -                   | -                     | -                  |         |
| 8.1      | Grade I                         | 4.00                | 4.00             | 8.00                | 8.00                  | 8.00               |         |
| 8.2      | Grade II                        | 19.00               | 19.00            | 33.00               | 33.00                 | 33.00              |         |
| 8.3      | Grade III                       | 13.00               | 13.00            | 29.00               | 29.00                 | 43.00              |         |
| 8.4      | Grade IV                        | 1.00                | 1.00             | 1.00                | 1.00                  | -                  |         |
|          | <b>Total Employees</b>          | <b>37.00</b>        | <b>37.00</b>     | <b>71.00</b>        | <b>71.00</b>          | <b>84.00</b>       |         |

Form: F - 3.2

## Administration and General Expenses

(Figures in Rs Crore)

| S. No    | Particulars   | Previous Year (n-1)                      | Current Year (n) |                     |                       | Ensuing Year (n+1) | Remarks |
|----------|---|--|------------------|---------------------|-----------------------|--------------------|---------|
|          |   | (Actuals / Audited)                      | Apr-Sep (Actual) | Oct-Mar (Estimated) | Total (April - March) | Projected          |         |
| <b>A</b> | <b>Administrative Expenses</b>  |  |                  |                     |                       |                    |         |
| 1        | Rent rates and taxes  | 0.00                                     | 0.00             | 0.00                | 0.00                  | 0.00               |         |
|          | Lease / Rent  | 0.00                                     | 0.00             | 0.00                | 0.00                  | 0.00               |         |
|          | Rates & Taxes   | 0.00                                     | 0.00             | 0.00                | 0.00                  | 0.00               |         |
| 2        | Insurance   | 0.00                                     | 0.00             | 0.00                | 0.00                  | 0.00               |         |
| 3        | Revenue Stamp Expenses Account  | 0.00                                     | 0.00             | 0.00                | 0.00                  | 0.00               |         |
| 4        | Telephone, Postage, Telegram & Telex Charges                            | 0.23                                     | 0.05             | 0.19                | 0.23                  | 0.24               |         |
| 5        | Incentive & Award To Employees/Outsiders                                | 0.00                                     | 0.00             | 0.00                | 0.00                  | 0.00               |         |
| 6        | Consultancy Charges   | 0.04                                     | 0.05             | -0.01               | 0.04                  | 0.04               |         |
| 7        | Technical Fees  | 0.00                                     | 0.00             | 0.00                | 0.00                  | 0.00               |         |
| 8        | Other Professional Charges  | 0.00                                     | 0.00             | 0.00                | 0.00                  | 0.00               |         |
| 9        | Conveyance And Travelling   | 0.04                                     | 0.01             | 0.03                | 0.04                  | 0.04               |         |
| 10       | License And Registration Fee Of   | Plant And Machinery                      | 0.00             | 0.00                | 0.00                  | 0.00               | 0.00    |
|          |   | Vehicles                                 | 0.00             | 0.00                | 0.00                  | 0.00               | 0.00    |
| 11       | Vehicle Expenses (Other Than Trucks And Delivery Vans)                  | Vehicles Running Expenses Petrol And Oil | 0.06             | 0.03                | 0.03                  | 0.06               | 0.06    |
|          |   | Hiring Of Vehicles                       | 0.14             | 0.09                | 0.05                  | 0.14               | 0.15    |
| 12       | Security / Service Charges Paid To Outside Agencies                     | 0.30                                     | 0.16             | 0.15                | 0.31                  | 0.31               |         |
| 13       | Travelling Allowance(Conveyance Allowance)                              | 0.00                                     | 0.00             | 0.00                | 0.00                  | 0.00               |         |
|          | <b>Sub-Total 'A' (1 To 12)</b>  | <b>0.81</b>                              | <b>0.38</b>      | <b>0.44</b>         | <b>0.83</b>           | <b>0.84</b>        |         |
| <b>B</b> | <b>Other Charges</b>  |  |                  |                     | 0.00                  | 0.00               |         |
| 1        | Fee And Subscriptions Books And Periodicals                             | 0.00                                     | 0.00             | 0.00                | 0.00                  | 0.00               |         |
| 2        | Printing And Stationery   | 0.03                                     | 0.04             | -0.01               | 0.03                  | 0.03               |         |
| 3        | Advertisement Expenses (Other Than Purchase Related) Exhibition & Demo. | 0.05                                     | 0.01             | 0.04                | 0.05                  | 0.05               |         |
| 4        | Contributions/Donations To Outside Institutes / Associations            | 0.00                                     | 0.00             | 0.00                | 0.00                  | 0.00               |         |
| 5        | Electricity Charges To Offices  | 0.00                                     | 0.00             | 0.00                | 0.00                  | 0.00               |         |
| 6        | Water Charges   | 0.00                                     | 0.00             | 0.00                | 0.00                  | 0.00               |         |
| 7        | Entertainment Charges   | 0.00                                     | 0.00             | 0.00                | 0.00                  | 0.00               |         |
| 8        | Miscellaneous Expenses  | 0.06                                     | 0.07             | -0.01               | 0.06                  | 0.06               |         |
|          | <b>Sub-Total 'B' (1 To 8)</b>   | <b>0.14</b>                              | <b>0.12</b>      | <b>0.02</b>         | <b>0.14</b>           | <b>0.15</b>        |         |
| <b>C</b> | <b>Legal Charges</b>  |  |                  |                     | 0.00                  | 0.00               |         |
| <b>D</b> | <b>Auditor's Fee</b>  | 0.00                                     | 0.00             | 0.00                | 0.00                  | 0.00               |         |
| <b>E</b> | <b>Material Related Expenses</b>  | 0.00                                     | 0.00             | 0.00                | 0.00                  | 0.00               |         |
| 1        | Freight On Capital Equipments   | 0.00                                     | 0.00             | 0.00                | 0.00                  | 0.00               |         |
| 2        | Purchase Related Advertisement Expenses                                 | 0.00                                     | 0.00             | 0.00                | 0.00                  | 0.00               |         |
| 3        | Vehicle running and hiring expenses (Truck/ Delivery Van)               | 0.00                                     | 0.00             | 0.00                | 0.00                  | 0.00               |         |
| 4        | Other Freight   | 0.00                                     | 0.00             | 0.00                | 0.00                  | 0.00               |         |
| 5        | Transit Insurance   | 0.00                                     | 0.00             | 0.00                | 0.00                  | 0.00               |         |
| 6        | Octroi  | 0.00                                     | 0.00             | 0.00                | 0.00                  | 0.00               |         |
| 7        | Incidental Stores Expenses  | 0.00                                     | 0.00             | 0.00                | 0.00                  | 0.00               |         |
| 8        | Fabrication Charges   | 0.00                                     | 0.00             | 0.00                | 0.00                  | 0.00               |         |
|          | <b>Sub Total 'E' (1 To 8)</b>   | <b>0.00</b>                              | <b>0.00</b>      | <b>0.00</b>         | <b>0.00</b>           | <b>0.00</b>        |         |
| <b>F</b> | <b>Grand Total (A To E)</b>   | <b>0.95</b>                              | <b>0.51</b>      | <b>0.46</b>         | <b>0.97</b>           | <b>0.99</b>        |         |
| <b>G</b> | <b>A&amp;G expenses capitalised</b>                                     | <b>0.00</b>                              | <b>0.00</b>      | <b>0.00</b>         | <b>0.00</b>           | <b>0.00</b>        |         |
| <b>H</b> | <b>Net A&amp;G Expenses (F - G)</b>                                     | <b>0.95</b>                              | <b>0.51</b>      | <b>0.46</b>         | <b>0.97</b>           | <b>0.99</b>        |         |

# SLDC

Form: F - 3.3

## Repair & Maintenance Expenses

(Figures in Rs Crore)

| S.No | Particulars                                   | Previous Year<br>(n-1) | Current Year (n) |                        |                          | Ensuing<br>Year (n+1) | Remarks |
|------|---|------------------------|------------------|------------------------|--------------------------|-----------------------|---------|
|      |   | (Actuals / Audited)    | Apr-Sep (Actual) | Oct-Mar<br>(Estimated) | Total<br>(April - March) | Projected             |         |
| 1    | 2   | 9                      | 10               | 11 = 9+10              | 12                       | 13                    |         |
| 1    | Buildings and structures / civil works        | 0.05                   | 0.02             | 0.04                   | 0.06                     | 0.06                  |         |
| 2    | Plant & Machinery                             | 0.73                   | 0.37             | 0.48                   | 0.85                     | 0.80                  |         |
| 3    | Cables & network                              | 0.05                   | 0.02             | 0.04                   | 0.06                     | 0.05                  |         |
| 4    | Communication equipments                      | 0.00                   | 0.00             | 0.00                   | 0.00                     | 0.00                  |         |
| 5    | Airconditioning plant                         | 0.00                   | 0.00             | 0.00                   | 0.00                     | 0.00                  |         |
| 6    | Furniture & Fixtures                          | 0.00                   | 0.08             | -0.08                  | 0.00                     | 0.00                  |         |
| 7    | Office equipments                             | 0.00                   | 0.00             | 0.00                   | 0.00                     | 0.00                  |         |
| 8    | Vehicles                                      | 0.00                   | 0.00             | 0.00                   | 0.00                     | 0.00                  |         |
| 9    | Assets taken over and pending final valuation | 0.00                   | 0.00             | 0.00                   | 0.00                     | 0.00                  |         |
| 10   | Misc. Equipment / items                       | 0.01                   | 0.00             | 0.01                   | 0.01                     | 0.01                  |         |
|      | <b>Total Chargeable to R&amp;M works</b>      | <b>0.85</b>            | <b>0.49</b>      | <b>0.50</b>            | <b>0.99</b>              | <b>0.93</b>           |         |

Petitioner

Form: F - 4.1

## Gross Fixed Asset

Previous Year (n-1)

Actual/ Audited

(Figures in Rs Crore)

| S. No. | Particular                             | Rate of depreciation | Gross Fixed assets           |                           |                         |                        |
|--------|--|----------------------|------------------------------|---------------------------|-------------------------|------------------------|
|        |  |                      | At the beginning of the year | Additions during the year | Adjustment & deductions | At the end of the year |
| 1      | 2                                      | 3                    | 4                            | 5                         | 6                       | 7                      |
| 1      | Lands & Rights                         | 0.00%                | 0.00                         | 0.00                      | 0.00                    | 0.00                   |
| 2      | Buildings and structures / civil works | 3.34%                | 0.33                         | 0.00                      | 0.00                    | 0.33                   |
| 3      | Plant & Machinery                      | 5.28%                | 2.54                         | 0.04                      | 0.00                    | 2.58                   |
| 4      | Cables & network                       | 5.28%                | 0.02                         | 0.00                      | 0.00                    | 0.02                   |
| 5      | Communication equipments               | 6.33%                | 2.89                         | 0.08                      | 0.00                    | 2.97                   |
| 6      | Airconditioning plant                  | 5.28%                | 0.57                         | 0.08                      | 0.00                    | 0.65                   |
| 7      | Furniture & Fixtures                   | 6.33%                | 0.31                         | 0.00                      | 0.00                    | 0.31                   |
| 8      | Office equipments                      | 6.33%                | 0.10                         | 0.04                      | 0.00                    | 0.14                   |
| 9      | Vehicles                               | 9.50%                | 0.00                         | 0.00                      | 0.00                    | 0.00                   |
| 10     | SCADA and IT system                    | 15.00%               | 5.81                         | 0.03                      | 0.00                    | 5.84                   |
| 11     | Other equipmment                       | 5.28%                | 0.00                         | 0.00                      | 0.01                    | 0.00                   |
|        |  |                      |                              |                           |                         |                        |
|        | <b>Total</b>                           |                      | <b>12.56</b>                 | <b>0.28</b>               | <b>0.01</b>             | <b>12.83</b>           |

Current Year (n)

Actual/ Estimated

| S. No. | Particular                             | Rate of depreciation | Gross fixed assets           |                           |                         |                        |
|--------|--|----------------------|------------------------------|---------------------------|-------------------------|------------------------|
|        |  |                      | At the beginning of the year | Additions during the year | Adjustment & deductions | At the end of the year |
| 1      | 2                                      | 3                    | 4                            | 5                         | 6                       | 7                      |
| 1      | Lands & Rights                         | 0.00%                | 0.00                         | 0.00                      | 0.00                    | 0.00                   |
| 2      | Buildings and structures / civil works | 3.34%                | 0.33                         | 0.04                      | 0.00                    | 0.37                   |
| 3      | Plant & Machinery                      | 5.28%                | 2.58                         | 0.12                      | 0.00                    | 2.70                   |
| 4      | Cables & network                       | 5.28%                | 0.02                         | 0.01                      | 0.00                    | 0.03                   |
| 5      | Communication equipments               | 6.33%                | 2.97                         | 0.06                      | 0.00                    | 3.03                   |
| 6      | Airconditioning plant                  | 5.28%                | 0.65                         | 0.04                      | 0.00                    | 0.69                   |
| 7      | Furniture & Fixtures                   | 6.33%                | 0.31                         | 0.17                      | 0.00                    | 0.48                   |
| 8      | Office equipments                      | 6.33%                | 0.14                         | 0.15                      | 0.08                    | 0.21                   |
| 9      | Vehicles                               | 9.50%                | 0.00                         | 0.00                      | 0.00                    | 0.00                   |
| 10     | SCADA and IT system                    | 15.00%               | 5.84                         | 0.05                      | 0.07                    | 5.82                   |
| 11     | Other equipmment                       | 5.28%                | 0.00                         | 0.07                      | 0.00                    | 0.07                   |
|        |  |                      |                              |                           |                         |                        |
|        | <b>Total</b>                           |                      | <b>12.83</b>                 | <b>0.71</b>               | <b>0.15</b>             | <b>13.39</b>           |

Form: F - 4.1

## Gross Fixed Asset

Ensuing Year (n+1)

| S. No. | Particular                             | Rate of depreciation | Gross fixed assets           |                           |                         |                        |
|--------|--|----------------------|------------------------------|---------------------------|-------------------------|------------------------|
|        |  |                      | At the beginning of the year | Additions during the year | Adjustment & deductions | At the end of the year |
| 1      | 2                                      | 3                    | 4                            | 5                         | 6                       | 7                      |
| 1      | Lands & Rights                         | 0.00%                | 0.00                         | 0.00                      | 0.00                    | 0.00                   |
| 2      | Buildings and structures / civil works | 3.34%                | 0.37                         | 0.23                      | 0.00                    | 0.59                   |
| 3      | Plant & Machinery                      | 5.28%                | 2.70                         | 3.81                      | 0.00                    | 6.51                   |
| 4      | Cables & network                       | 5.28%                | 0.03                         | 12.01                     | 0.00                    | 12.04                  |
| 5      | Communication equipments               | 6.33%                | 3.03                         | 12.01                     | 0.00                    | 15.04                  |
| 6      | Airconditioning plant                  | 5.28%                | 0.69                         | 0.98                      | 0.00                    | 1.67                   |
| 7      | Furniture & Fixtures                   | 6.33%                | 0.48                         | 0.39                      | 0.00                    | 0.86                   |
| 8      | Office equipments                      | 6.33%                | 0.21                         | 0.36                      | 0.00                    | 0.57                   |
| 9      | Vehicles                               | 9.50%                | 0.00                         | 0.00                      | 0.00                    | 0.00                   |
| 10     | SCADA and IT system                    | 15.00%               | 5.82                         | 3.06                      | 0.00                    | 8.88                   |
| 11     | Other equipmment                       | 5.28%                | 0.07                         | 0.10                      | 0.00                    | 0.17                   |
|        |  |                      |                              |                           |                         |                        |
|        | <b>Total</b>                           |                      | <b>13.39</b>                 | <b>32.94</b>              | <b>0.00</b>             | <b>46.33</b>           |

## Asset-wise Depreciation

Previous Year (n-1)

Actual/ Audited

(Figures in Rs Crore)

| S. No. | Particular                             | Rate of depreciation | Gross Fixed assets           |                           |                         |                        |              | Depreciation |
|--------|--|----------------------|------------------------------|---------------------------|-------------------------|------------------------|--------------|--------------|
|        |  |                      | At the beginning of the year | Additions during the year | Adjustment & deductions | At the end of the year | Average      |              |
| 1      | 2                                      | 3                    | 4                            | 5                         | 6                       | 7                      | 8            | 9            |
| 1      | Lands & Rights                         | 0.00%                | 0.00                         | 0.00                      | 0.00                    | 0.00                   | 0.00         | 0.00         |
| 2      | Buildings and structures / civil works | 3.34%                | 0.33                         | 0.00                      | 0.00                    | 0.33                   | 0.33         | 0.01         |
| 3      | Plant & Machinery                      | 5.28%                | 2.54                         | 0.04                      | 0.00                    | 2.58                   | 2.56         | 0.14         |
| 4      | Cables & network                       | 5.28%                | 0.02                         | 0.00                      | 0.00                    | 0.02                   | 0.02         | 0.00         |
| 5      | Communication equipments               | 6.33%                | 2.89                         | 0.08                      | 0.00                    | 2.97                   | 2.93         | 0.19         |
| 6      | Airconditioning plant                  | 5.28%                | 0.57                         | 0.08                      | 0.00                    | 0.65                   | 0.61         | 0.03         |
| 7      | Furniture & Fixtures                   | 6.33%                | 0.31                         | 0.00                      | 0.00                    | 0.31                   | 0.31         | 0.02         |
| 8      | Office equipments                      | 6.33%                | 0.10                         | 0.04                      | 0.00                    | 0.14                   | 0.12         | 0.01         |
| 9      | Vehicles                               | 9.50%                | 0.00                         | 0.00                      | 0.00                    | 0.00                   | 0.00         | 0.00         |
| 10     | SCADA and IT system                    | 15.00%               | 5.81                         | 0.03                      | 0.00                    | 5.84                   | 5.83         | 0.87         |
| 11     | Other equipmment                       | 5.28%                | 0.00                         | 0.00                      | 0.01                    | 0.00                   | 0.00         | 0.00         |
|        |  |                      |                              |                           |                         |                        |              |              |
|        | <b>Total</b>                           |                      | <b>12.56</b>                 | <b>0.28</b>               | <b>0.01</b>             | <b>12.83</b>           | <b>12.70</b> | <b>1.27</b>  |

Current Year (n)

Actual/ Estimated

(Figures in Rs Crore)

| S. No. | Particular                             | Rate of depreciation | Gross Fixed assets           |                           |                     |                         |                     |                        | Depreciation |             |
|--------|--|----------------------|------------------------------|---------------------------|---------------------|-------------------------|---------------------|------------------------|--------------|-------------|
|        |  |                      | At the beginning of the year | Additions during the year |                     | Adjustment & deductions |                     | At the end of the year |              | Average     |
|        |  |                      |                              | Apr-Sep (Actual)          | Oct-Mar (Estimated) | Apr-Sep (Actual)        | Oct-Mar (Estimated) |                        |              |             |
| 1      | 2                                      | 3                    | 4                            | 5                         | 6                   | 7                       | 8                   | 9                      | 10           | 11          |
| 1      | Lands & Rights                         | 0.00%                | 0.00                         | 0                         | 0.00                | 0                       | 0.00                | 0.00                   | 0.00         | -           |
| 2      | Buildings and structures / civil works | 3.34%                | 0.33                         | 0                         | 0.04                | 0                       | 0.00                | 0.37                   | 0.35         | 0.01        |
| 3      | Plant & Machinery                      | 5.28%                | 2.58                         | 0                         | 0.12                | 0                       | 0.00                | 2.70                   | 2.64         | 0.14        |
| 4      | Cables & network                       | 5.28%                | 0.02                         | 0                         | 0.01                | 0                       | 0.00                | 0.03                   | 0.02         | 0.00        |
| 5      | Communication equipments               | 6.33%                | 2.97                         | 0                         | 0.06                | 0                       | 0.00                | 3.03                   | 3.00         | 0.19        |
| 6      | Airconditioning plant                  | 5.28%                | 0.65                         | 0                         | 0.04                | 0                       | 0.00                | 0.69                   | 0.67         | 0.04        |
| 7      | Furniture & Fixtures                   | 6.33%                | 0.31                         | 0                         | 0.17                | 0                       | 0.00                | 0.48                   | 0.39         | 0.02        |
| 8      | Office equipments                      | 6.33%                | 0.14                         | 0                         | 0.15                | 0                       | 0.08                | 0.21                   | 0.17         | 0.01        |
| 9      | Vehicles                               | 9.50%                | 0.00                         | 0                         | 0.00                | 0                       | 0.00                | 0.00                   | 0.00         | -           |
| 10     | SCADA and IT system                    | 15.00%               | 5.84                         | 0                         | 0.05                | 0                       | 0.07                | 5.82                   | 5.83         | 0.87        |
| 11     | Other equipmment                       | 5.28%                | 0.00                         | 0                         | 0.07                | 0                       | 0.00                | 0.07                   | 0.03         | 0.00        |
|        |  |                      |                              |                           |                     |                         |                     |                        |              |             |
|        | <b>Total</b>                           |                      | <b>12.83</b>                 | <b>0.00</b>               | <b>0.71</b>         | <b>0.00</b>             | <b>0.15</b>         | <b>13.39</b>           | <b>13.11</b> | <b>1.29</b> |

SLDC

UTTARAKHAND

Form: F - 4.2

## Asset-wise Depreciation

Ensuing Year (n+1)

(Figures in Rs Crore)

| S. No. | Particular                             | Rate of depreciation | Gross Fixed assets           |                           |                         |                        |              | Depreciation |
|--------|--|----------------------|------------------------------|---------------------------|-------------------------|------------------------|--------------|--------------|
|        |  |                      | At the beginning of the year | Additions during the year | Adjustment & deductions | At the end of the year | Average      |              |
| 1      | 2                                      | 3                    | 4                            | 5                         | 6                       | 7                      | 8            | 9            |
| 1      | Lands & Rights                         | 0.00%                | 0.00                         | 0.00                      | -                       | -                      | -            | -            |
| 2      | Buildings and structures / civil works | 3.34%                | 0.37                         | 0.23                      | -                       | 0.59                   | 0.48         | 0.02         |
| 3      | Plant & Machinery                      | 5.28%                | 2.70                         | 3.81                      | -                       | 6.51                   | 4.61         | 0.24         |
| 4      | Cables & network                       | 5.28%                | 0.03                         | 12.01                     | -                       | 12.04                  | 6.04         | 0.32         |
| 5      | Communication equipments               | 6.33%                | 3.03                         | 12.01                     | -                       | 15.04                  | 9.03         | 0.57         |
| 6      | Airconditioning plant                  | 5.28%                | 0.69                         | 0.98                      | -                       | 1.67                   | 1.18         | 0.06         |
| 7      | Furniture & Fixtures                   | 6.33%                | 0.48                         | 0.39                      | -                       | 0.86                   | 0.67         | 0.04         |
| 8      | Office equipments                      | 6.33%                | 0.21                         | 0.36                      | -                       | 0.57                   | 0.39         | 0.02         |
| 9      | Vehicles                               | 9.50%                | 0.00                         | 0.00                      | -                       | -                      | -            | -            |
| 10     | SCADA and IT system                    | 15.00%               | 5.82                         | 3.06                      | -                       | 8.88                   | 7.35         | 1.10         |
| 11     | Other equipmment                       | 5.28%                | 0.07                         | 0.10                      | -                       | 0.17                   | 0.12         | 0.01         |
|        | <b>Total</b>                           |                      | <b>13.39</b>                 | <b>32.94</b>              | <b>0.00</b>             | <b>46.33</b>           | <b>29.86</b> | <b>2.39</b>  |

Petitioner



Form: F-5

## Return on Equity

(Figures in Rs Crore)

| S.No. | Item   | Previous Year (n-1) | Current Year (n) |                     |                       | Ensuing Year (n+1) | Remarks |
|-------|--|---------------------|------------------|---------------------|-----------------------|--------------------|---------|
|       |  | (Actuals / Audited) | Apr-Sep (Actual) | Oct-Mar (Estimated) | Total (April - March) | Projected          |         |
| 1     | Equity at the beginning of the year                                  | 3.77                |                  |                     | 3.85                  | 4.06               |         |
| 2     | Capitalisation during the year                                       | 0.28                |                  |                     | 0.71                  | 32.94              |         |
| 3     | Equity portion of capital expenditure                                | 0.08                |                  |                     | 0.21                  | 9.88               |         |
| 4     | Equity at the end of the year  | 3.85                |                  |                     | 4.06                  | 13.95              |         |
|       |  |                     |                  |                     |                       |                    |         |
|       | <b>Return Computation</b>  |                     |                  |                     |                       |                    |         |
| 5     | Return on Equity on average of opening and closing balance of equity | 0.59                |                  |                     | 0.61                  | 1.40               |         |

Petitioner

## Statement of Capital Expenditure

## UTTARAKHAND

(Figures in Rs Crore)

| Particulars                                | FY of Capitalisation | Previous Year (n-1) | Current Year (n) |                     |                       | Ensuing Year (n+1) | Remarks+ |
|--|----------------------|---------------------|------------------|---------------------|-----------------------|--------------------|----------|
|  |                      | Actual / Audited    | Apr-Sep (Actual) | Oct-Mar (Estimated) | Total (April - March) | Projected          |          |
| <b>A) Expenditure Details</b>              |                      |                     |                  |                     |                       |                    |          |
| Lands & Rights                             |                      | 0.00                | 0                | 0                   | 0                     | 0.00               |          |
| Buildings and structures / civil works     |                      | 0.00                | 0                | 0                   | 0                     | 0.00               |          |
| Plant & Machinery                          |                      | 0.05                | 0.08             | 0.14                | 0.22                  | 0.31               |          |
| Cables & network                           |                      | 0.00                | 0                | 0.06                | 0.06                  | 0.08               |          |
| Communication equipments                   |                      | 0.08                | 0                | 1.01                | 1.01                  | 1.41               |          |
| Airconditioning plant                      |                      | 0.08                | 0                | 0.02                | 0.02                  | 0.03               |          |
| Furniture & Fixtures                       |                      | 0.00                | 0.08             | 0.12                | 0.2                   | 0.28               |          |
| Office equipments                          |                      | 0.05                | 0.023            | 0.15                | 0.173                 | 0.24               |          |
| Vehicles                                   |                      | 0.00                | 0                | 0                   | 0                     | 0.00               |          |
| SCADA and IT system                        |                      | 0.03                | 0                | 10                  | 10                    | 21.00              |          |
| Other equipmment                           |                      | 0.00                | 0                | 0.02                | 0.02                  | 0.03               |          |
| Computer and printers                      |                      | 0.00                | 0                | 0.04                | 0.04                  | 0.06               |          |
| Other Misc Equipment                       |                      | 0.00                | 0.003016         | 0.04                | 0.043016              | 0.06               |          |
| ICCP (server)                              |                      | 0.00                | 0                | 0                   | 0                     | 0.00               |          |
| <b>Total (A)</b>                           |                      | <b>0.29</b>         | <b>0.19</b>      | <b>11.60</b>        | <b>11.79</b>          | <b>23.49</b>       |          |
| <b>B) Break up of sources of financing</b> |                      |                     |                  |                     |                       |                    |          |
| <b>Rupee term Loan</b>                     |                      | 0.20                |                  |                     | 8.25                  | 16.44              |          |
| Debt 1                                     |                      |                     |                  |                     |                       |                    |          |
| Debt 2                                     |                      |                     |                  |                     |                       |                    |          |
| ....                                       |                      |                     |                  |                     |                       |                    |          |
| <b>Foreign Currency Loan</b>               |                      |                     |                  |                     |                       |                    |          |
| Debt 1                                     |                      |                     |                  |                     |                       |                    |          |
| Debt 2                                     |                      |                     |                  |                     |                       |                    |          |
| ....                                       |                      |                     |                  |                     |                       |                    |          |
| <b>Equity</b>                              |                      |                     |                  |                     |                       |                    |          |
| In Rupees                                  |                      | 0.09                |                  |                     | 3.54                  | 7.05               |          |
| In Foreign Currency                        |                      |                     |                  |                     |                       |                    |          |
| c) Others (Please specify)                 |                      |                     |                  |                     |                       |                    |          |
| <b>Total (B)</b>                           |                      | <b>0.29</b>         |                  |                     | <b>11.79</b>          | <b>23.49</b>       |          |

**Note:**

- i) The break up wherever required and necessary may be given in respect of Loans and Equity financing supported with respective documentation.
- ii) Copies of Approval from competent authorities (if required) may be furnished in respect of cost of each Scheme, its components and scheme of finance. authorised agencies
- iv) Remarks+: Explain for the causes of deviation if the total actual expenditure is different from that approved by UERC or the authorised agencies

| SLDC   | UTTARAKHAND         |                  |                     |                       |                    |                       |
|--|---------------------|------------------|---------------------|-----------------------|--------------------|-----------------------|
|  |                     |                  |                     |                       |                    |                       |
|  |                     |                  |                     |                       |                    |                       |
| <b>Form: F-6.1A</b>  |                     |                  |                     |                       |                    |                       |
| <b>Statement of Capital Works-in-Progress</b>                                      |                     |                  |                     |                       |                    |                       |
|  |                     |                  |                     |                       |                    | (Figures in Rs Crore) |
| Particulars  | Previous Year (n-1) | Current Year (n) |                     |                       | Ensuing Year (n+1) | Remarks               |
|  | Actual / Audited    | Apr-Sep (Actual) | Oct-Mar (Estimated) | Total (April - March) | Projected          |                       |
| <b>(A) Opening balance of CWIP</b>   |                     |                  |                     |                       |                    |                       |
| (a) Opening balance of CWIP as per books   | 0.00                |                  |                     | 0.01                  | 11.09              |                       |
| (b) Amount of capital liabilities in (a) above                                     |                     |                  |                     |                       |                    |                       |
| (c) Amount of (i) IDC (ii) FC (iii) FERV & (iv) Hedging cost included in (a) above |                     |                  |                     |                       |                    |                       |
| <b>(B) Add: Addition/Adjustment</b>  |                     |                  |                     |                       |                    |                       |
| (a) Add: Addition/Adjustment in CWIP Amount during the period                      | 0.29                | 0.19             | 11.60               | 11.79                 | 23.49              |                       |
| (b) Amount of capital liabilities in (a) above                                     |                     |                  |                     |                       |                    |                       |
| (c) Amount of (i) IDC (ii) FC (iii) FERV & (iv) Hedging cost included in (a) above |                     |                  |                     |                       |                    |                       |
| <b>(C) Expenses Capitalised</b>  |                     |                  |                     |                       |                    |                       |
| (a) Capitalization/Transfer to Fixed asset of CWIP Amount during the period        | 0.28                | -                | 0.7                 | 0.71                  | 32.94              |                       |
| (b) Amount of capital liabilities in (a) above                                     |                     |                  |                     |                       |                    |                       |
| (c) Amount of (i) IDC (ii) FC (iii) FERV & (iv) Hedging cost included in (a) above |                     |                  |                     |                       |                    |                       |
| <b>(D) Closing balance of CWIP</b>   |                     |                  |                     |                       |                    |                       |
| (a) Closing CWIP Amount as per books   | 0.01                |                  |                     | 11.09                 | 1.64               |                       |
| (b) Amount of capital liabilities in (a) above                                     |                     |                  |                     |                       |                    |                       |
| (c) Amount of (i) IDC (ii) FC (iii) FERV & (iv) Hedging cost in (a) above          |                     |                  |                     |                       |                    |                       |
|  |                     |                  |                     |                       |                    |                       |
|  |                     |                  |                     |                       |                    |                       |



Form: F - 6.2

## Statement of Capital Works-in-Progress

(Figures in Rs Crore)

| S. No. | Particulars                         | Year 1 | Previous Year<br>(n-1) | Current Year (n)    |                        |                          | Ensuing<br>Year (n+1) | Remarks |
|--------|-------------------------------------|--------|------------------------|---------------------|------------------------|--------------------------|-----------------------|---------|
|        |                                     |        | Actual / Audited       | Apr-Sep<br>(Actual) | Oct-Mar<br>(Estimated) | Total (April<br>- March) | Projected             |         |
| 1      | Opening balance of CWIP             |        | 0.00                   |                     |                        | 0.01                     | 11.09                 |         |
| 2      | <i>Add: New Investment</i>          |        |                        |                     |                        |                          |                       |         |
|        | Capital Expenditure                 |        | 0.29                   | 0.19                | 11.60                  | 11.79                    | 23.49                 |         |
|        | Expenses Capitalised                |        | 0.28                   | 0.00                | 0.71                   | 0.71                     | 32.94                 |         |
|        | Interest During Construction        |        | 0.00                   | 0.00                | 0.00                   | 0.00                     | 0.00                  |         |
| 3      | <i>Less: Investment Capitalised</i> |        | 0.28                   | 0.00                | 0.71                   | 0.71                     | 32.94                 |         |
| 4      | Closing balance of CWIP             |        | 0.01                   |                     |                        | 11.09                    | 1.64                  |         |

*Note:**i) Year 1 is the financial year closing after completion of Scheme.*



|  | SLDC | UTTARAKHAND  |  |               |                                 |                            |
|--|------|--|--|---------------|---------------------------------|----------------------------|
|  |      |  |  |               |                                 |                            |
| <b>Form: F-6.4</b>   |      |  |  |               |                                 |                            |
| <b>Statement of Additional Capitalisation after COD</b>  |      |  |  |               |                                 |                            |
|  |      |  |  |               |                                 |                            |
|  |      |  |  |               |                                 | (Figures in Rs Crore)      |
| Sr. No.  | Year | Work/Equipment proposed to be added after COD upto Cut off Date/beyond Cut- off Date | Amount capitalized /Proposed to be capitalized | Justification | Regulations under which covered | Admitted Cost <sup>1</sup> |
| Not Applicable   |      |  |  |               |                                 |                            |
|  |      |  |  |               |                                 |                            |
| 1. In case the project has been completed and any tariff notification(s) has already been issued in the past, fill column 7 giving the cost as admitted for the purpose of tariff notification already issued by (Name of the authority) (Enclose copy of the tariff Order). |      |  |  |               |                                 |                            |
| <b>Note:</b>   |      |  |  |               |                                 |                            |
| <input type="checkbox"/> Fill the form in chronological order year wise along with detailed justification clearly bringing out the necessity and the benefits accruing to the beneficiaries.   |      |  |  |               |                                 |                            |
| <input type="checkbox"/> In case initial spares are purchased along with any equipment, then the cost of such spares should be indicated separately.   |      |  |  |               |                                 |                            |
| <input type="checkbox"/> In case of de-capitalisation of assets separate details to be furnished. Further, the original book value and year of capitalisation of such asset to be furnished. Where de-caps are on estimated basis the same to be shown separately.           |      |  |  |               |                                 |                            |
|  |      |  |  |               |                                 |                            |
|  |      |  |  |               |                                 |                            |
|  |      |  |  |               |                                 |                            |
|  |      |  |  |               |                                 | Petitioner                 |
|  |      |  |  |               |                                 |                            |





|                |   |                    |                |               |                       |                   |
|----------------|---|--------------------|----------------|---------------|-----------------------|-------------------|
|                |   |                    |                |               |                       |                   |
|                | <b>SLDC</b>                                       | <b>UTTARAKHAND</b> |                |               |                       |                   |
|                |   |                    |                |               |                       |                   |
|                | <b>Form: F-6.6</b>                                |                    |                |               |                       |                   |
|                | <b>Incidental Expenditure during Construction</b> |                    |                |               |                       |                   |
|                |   |                    |                |               |                       |                   |
|                |   |                    |                |               | (Figures in Rs Crore) |                   |
| <b>Sr. No.</b> | <b>Parameters</b>                                 | <b>Year - 1</b>    | <b>Year- 2</b> | <b>Year 3</b> | <b>Year-4</b>         | <b>Year-5</b>     |
| Not Applicable |   |                    |                |               |                       |                   |
|                |   |                    |                |               |                       |                   |
|                |   |                    |                |               |                       |                   |
|                |   |                    |                |               |                       | <b>Petitioner</b> |
|                |   |                    |                |               |                       |                   |
|                |   |                    |                |               |                       |                   |



## Draw Down Schedule for Calculation of IDC &amp; Financing Charges

(Figures in Rs Crore)

| Sl. No.    | Draw Down                    | Quarter 1                   |                                 |                        | Quarter 2                   |                                 |                        | Quarter n (COD)             |                                 |                        |
|------------|------------------------------|-----------------------------|---------------------------------|------------------------|-----------------------------|---------------------------------|------------------------|-----------------------------|---------------------------------|------------------------|
|            |                              | Quantum in Foreign Currency | Exchange Rate on Draw Down Date | Amount in Indian Rupee | Quantum in Foreign Currency | Exchange Rate on Draw Down Date | Amount in Indian Rupee | Quantum in Foreign Currency | Exchange Rate on Draw Down Date | Amount in Indian Rupee |
| <b>1</b>   | <b>Loans</b>                 |                             |                                 |                        |                             |                                 |                        |                             |                                 |                        |
| <b>1.1</b> | <b>Foreign Loans</b>         |                             |                                 |                        |                             |                                 |                        |                             |                                 |                        |
| 1.1.1      | Foreign Loan 1               |                             |                                 |                        |                             |                                 |                        |                             |                                 |                        |
|            | Draw Down Amount             |                             |                                 |                        |                             |                                 |                        |                             |                                 |                        |
|            | IDC                          |                             |                                 |                        |                             |                                 |                        |                             |                                 |                        |
|            | Financing Charges            |                             |                                 |                        |                             |                                 |                        |                             |                                 |                        |
|            | FERV                         |                             |                                 |                        |                             |                                 |                        |                             |                                 |                        |
|            | Hedging Cost                 |                             |                                 |                        |                             |                                 |                        |                             |                                 |                        |
| 1.1.2      | Foreign Loan 1               |                             |                                 |                        |                             |                                 |                        |                             |                                 |                        |
|            | Draw Down Amount             |                             |                                 |                        |                             |                                 |                        |                             |                                 |                        |
|            | IDC                          |                             |                                 |                        |                             |                                 |                        |                             |                                 |                        |
|            | Financing Charges            |                             |                                 |                        |                             |                                 |                        |                             |                                 |                        |
|            | FERV                         |                             |                                 |                        |                             |                                 |                        |                             |                                 |                        |
|            | Hedging Cost                 |                             |                                 |                        |                             |                                 |                        |                             |                                 |                        |
| 1.1.n      | Foreign Loan n               |                             |                                 |                        |                             |                                 |                        |                             |                                 |                        |
|            | Draw Down Amount             |                             |                                 |                        |                             |                                 |                        |                             |                                 |                        |
|            | IDC                          |                             |                                 |                        |                             |                                 |                        |                             |                                 |                        |
|            | Financing Charges            |                             |                                 |                        |                             |                                 |                        |                             |                                 |                        |
|            | FERV                         |                             |                                 |                        |                             |                                 |                        |                             |                                 |                        |
|            | Hedging Cost                 |                             |                                 |                        |                             |                                 |                        |                             |                                 |                        |
| <b>1.1</b> | <b>Total Foreign Loans</b>   |                             |                                 |                        |                             |                                 |                        |                             |                                 |                        |
|            | Draw Down Amount             |                             |                                 |                        |                             |                                 |                        |                             |                                 |                        |
|            | IDC                          |                             |                                 |                        |                             |                                 |                        |                             |                                 |                        |
|            | Financing Charges            |                             |                                 |                        |                             |                                 |                        |                             |                                 |                        |
|            | FERV                         |                             |                                 |                        |                             |                                 |                        |                             |                                 |                        |
|            | Hedging Cost                 |                             |                                 |                        |                             |                                 |                        |                             |                                 |                        |
| <b>1.2</b> | <b>Indian Loans</b>          |                             |                                 |                        |                             |                                 |                        |                             |                                 |                        |
| 1.2.1      | Indian Loan 1                |                             |                                 |                        |                             |                                 |                        |                             |                                 |                        |
|            | Draw Down Amount             |                             |                                 |                        |                             |                                 |                        |                             |                                 |                        |
|            | IDC                          |                             |                                 |                        |                             |                                 |                        |                             |                                 |                        |
|            | Financing Charges            |                             |                                 |                        |                             |                                 |                        |                             |                                 |                        |
| 1.2.2      | Indian Loan 2                |                             |                                 |                        |                             |                                 |                        |                             |                                 |                        |
|            | Draw Down Amount             |                             |                                 |                        |                             |                                 |                        |                             |                                 |                        |
|            | IDC                          |                             |                                 |                        |                             |                                 |                        |                             |                                 |                        |
|            | Financing Charges            |                             |                                 |                        |                             |                                 |                        |                             |                                 |                        |
| 1.2.n      | Indian Loan n                |                             |                                 |                        |                             |                                 |                        |                             |                                 |                        |
|            | Draw Down Amount             |                             |                                 |                        |                             |                                 |                        |                             |                                 |                        |
|            | IDC                          |                             |                                 |                        |                             |                                 |                        |                             |                                 |                        |
|            | Financing Charges            |                             |                                 |                        |                             |                                 |                        |                             |                                 |                        |
| <b>1.2</b> | <b>Total Indian Loans</b>    |                             |                                 |                        |                             |                                 |                        |                             |                                 |                        |
|            | Draw Down Amount             |                             |                                 |                        |                             |                                 |                        |                             |                                 |                        |
|            | IDC                          |                             |                                 |                        |                             |                                 |                        |                             |                                 |                        |
|            | Financing Charges            |                             |                                 |                        |                             |                                 |                        |                             |                                 |                        |
| <b>1</b>   | <b>Total of Loans Drawn</b>  |                             |                                 |                        |                             |                                 |                        |                             |                                 |                        |
|            | IDC                          |                             |                                 |                        |                             |                                 |                        |                             |                                 |                        |
|            | Financing Charges            |                             |                                 |                        |                             |                                 |                        |                             |                                 |                        |
|            | FERV                         |                             |                                 |                        |                             |                                 |                        |                             |                                 |                        |
|            | Hedging Cost                 |                             |                                 |                        |                             |                                 |                        |                             |                                 |                        |
| <b>2</b>   | <b>Equity</b>                |                             |                                 |                        |                             |                                 |                        |                             |                                 |                        |
| <b>2.1</b> | <b>Foreign Equity Drawn</b>  |                             |                                 |                        |                             |                                 |                        |                             |                                 |                        |
| <b>2.2</b> | <b>Indian Equity Drawn</b>   |                             |                                 |                        |                             |                                 |                        |                             |                                 |                        |
| <b>2</b>   | <b>Total Equity Deployed</b> |                             |                                 |                        |                             |                                 |                        |                             |                                 |                        |

Not Avialable

Note: 1. Drawl of Debt and Equity shall be on pari passu basis quarter wise to meet the Completion schedule. Drawl of higher Equity in beginning is permissible.  
2. Applicable Interest Rates including reset dates used for computation may be furnished separately.

Form: F- 8

## Details of Capital Cost and Financing Structure

(Figures in Rs Crore)

| Year ending March                                  | FY of Capitalisation | Previous Year (n-1) | Current Year (n) |                     |                       | Ensuing Year (n+1) | Remarks |
|--|----------------------|---------------------|------------------|---------------------|-----------------------|--------------------|---------|
|  |                      | Actual / Audited    | Apr-Sep (Actual) | Oct-Mar (Estimated) | Total (April - March) | Projected          |         |
| <b>Basic Project Financial Parameters</b>          |                      |                     |                  |                     |                       |                    |         |
| Capital Cost*                                      |                      | 12.56               |                  |                     | 12.83                 | 13.39              |         |
| Addition during the year                           |                      | 0.28                |                  |                     | 0.71                  | 32.94              |         |
| Deletion during the year                           |                      | 0.01                |                  |                     |                       | 0.00               |         |
| Gross Capital Cost (A)                             |                      | 12.83               |                  |                     | 13.54                 | 46.33              |         |
| Equity against Original Project Cost               |                      | 3.77                |                  |                     | 3.85                  | 4.06               |         |
| Addition during the year                           |                      | 0.08                |                  |                     | 0.21                  | 9.88               |         |
| Equity Sub-Total (B)                               |                      | 3.85                |                  |                     | 4.06                  | 13.95              |         |
| Debt outstanding against the original Capital cost |                      | 8.79                |                  |                     | 8.98                  | 9.33               |         |
| New Loans added during the year                    |                      | 0.19                |                  |                     | 0.50                  | 23.06              |         |
| Debt Sub-Total (C)                                 |                      | 8.99                |                  |                     | 9.48                  | 32.39              |         |
| Grants against original project cost               |                      | 0                   |                  |                     | 0                     | 0                  |         |
| Addition during the year                           |                      | 0                   |                  |                     | 0                     | 0                  |         |
| Grants Sub-Total (D)                               |                      | 0                   |                  |                     | 0                     | 0                  |         |
| Total Financing (B+C+D)                            |                      | 0.28                | -                | -                   | 0.71                  | 32.94              |         |

**Note :**

i) \*Approved or Actual Capital Cost whichever is less.

ii) The equity and loan shall be divided into foreign and domestic component if applicable.

## Form: F - 9

## Details of Financial Packages

(Figures in Rs Crore)

| Source of Funds           | Amount in FC       | Exchange Rate | Amount in Indian Currency | Terms of Repayment | Grace Period | Interest Rate / Return on Equity | Guarantee Commission | Upfront Fees/ Exposure Premium | % of Total Debt | % of Total Equity | % of Total PC |
|---------------------------|--------------------|---------------|---------------------------|--------------------|--------------|----------------------------------|----------------------|--------------------------------|-----------------|-------------------|---------------|
|                           | (Name of Currency) | (Rs./FC)      | (Rs. in Crore)            | (Years)            | (Years)      | (%)                              | (Rs. in Crore)       | (Rs. in Crore)                 | (%)             | (%)               | (%)           |
| <b>(A) Debt</b>           |                    |               |                           |                    |              |                                  |                      |                                |                 |                   |               |
| <b>Foreign:</b>           |                    |               |                           |                    |              |                                  |                      |                                |                 |                   |               |
| Loan I                    |                    |               |                           |                    |              |                                  |                      |                                |                 |                   |               |
| Loan II                   |                    |               |                           |                    |              |                                  |                      |                                |                 |                   |               |
| Loan III                  |                    |               |                           |                    |              |                                  |                      |                                |                 |                   |               |
| Loan IV etc.              |                    |               |                           |                    |              |                                  |                      |                                |                 |                   |               |
| <b>Indian:</b>            |                    |               |                           |                    |              |                                  |                      |                                |                 |                   |               |
| Loan I                    |                    |               | 35.43                     | 10 Years           | 3 Years      | 12.25/15.50                      | Nil                  | Nil                            | Nil             |                   |               |
| Loan II etc.              |                    |               |                           |                    |              |                                  |                      |                                |                 |                   |               |
| Total Loan (A)            |                    |               |                           |                    |              |                                  |                      |                                |                 |                   |               |
| <b>(B) Equity</b>         |                    |               |                           |                    |              |                                  |                      |                                |                 |                   |               |
| <b>Foreign:</b>           |                    |               |                           |                    |              |                                  |                      |                                |                 |                   |               |
| <b>Indian:</b>            |                    |               | 15.18                     |                    |              |                                  |                      |                                |                 |                   |               |
| Total Equity(B)           |                    |               |                           |                    |              |                                  |                      |                                |                 |                   |               |
| <b>(C) Grants</b>         |                    |               |                           |                    |              |                                  |                      |                                |                 |                   |               |
| <b>Foreign:</b>           |                    |               |                           |                    |              |                                  |                      |                                |                 |                   |               |
| <b>Indian:</b>            |                    |               |                           |                    |              |                                  |                      |                                |                 |                   |               |
| Total Grant (C)           |                    |               |                           |                    |              |                                  |                      |                                |                 |                   |               |
| Total Financing (A+B+C)   |                    |               | 50.61                     |                    |              |                                  |                      |                                |                 |                   |               |
| <b>Total Project Cost</b> |                    |               |                           |                    |              |                                  |                      |                                |                 |                   |               |

**Note:**

(i) In case of projects having achieved COD: Financial package details, as admitted by the Competent Authority on COD of the Project, shall be furnished in the Format alongwith supporting documents.

(ii) In case of projects which are yet to achieve their COD: Financial package details, as approved by the Competent Authority, shall be furnished in the Format alongwith supporting documents.

(ii) FC- Foreign Currency

(iii) PC- Project Cost

Petitioner

SLDC

UTTARAKHAND

Form: F - 10.1

## Statement of Outstanding Loans

Previous year (n-1)

(Figures in Rs Crore)

| Loan Agency (Source of loan)          | Rate of interest (%) | Repayment period (Years) | Balance at the beginning of the year | Amount received during the year | Principal due during the year | Principal redeemed during the year | Principal Overdue at the year end | Principal Due at the year end | Remarks |
|---------------------------------------|----------------------|--------------------------|--------------------------------------|---------------------------------|-------------------------------|------------------------------------|-----------------------------------|-------------------------------|---------|
|                                       | Actual/ Auditted     | Actual/ Auditted         | Actual/ Auditted                     | Actual/ Auditted                | Actual/ Auditted              | Actual/ Auditted                   | Actual/ Auditted                  | Actual/ Auditted              |         |
| (1)                                   | (2)                  | (3)                      | (4)                                  | (5)                             | (6)                           | (7)                                | (8)=(6)-(7)                       | (9)=(4)+(5)-(6)               | (10)    |
| <b>A. Other than state government</b> |                      |                          |                                      |                                 |                               |                                    |                                   |                               |         |
| Loan 1 (Name of lender)               | 12.50%               | 2015-16                  | 37,954,500.00                        | -                               | 7,590,900.00                  | 7,590,900.00                       | -                                 | 30,363,600.00                 |         |
| Loan 2 (Name of lender)               | 12.50%               | 2015-16                  | 6,932,000.00                         | -                               | 1,386,400.00                  | 1,386,400.00                       | -                                 | 5,545,600.00                  |         |
| Loan 3 (Name of lender), etc.         | 12.25%               | 2015-16                  | 37,855,714.00                        | -                               | 7,571,143.00                  | 7,571,143.00                       | -                                 | 30,284,571.00                 |         |
| <b>Sub-Total (A)</b>                  |                      |                          | <b>82,742,214.00</b>                 | <b>-</b>                        | <b>16,548,443.00</b>          | <b>16,548,443.00</b>               | <b>-</b>                          | <b>66,193,771.00</b>          |         |
| <b>B. Government Loans</b>            |                      |                          |                                      |                                 |                               |                                    |                                   |                               |         |
| Type 1                                |                      | -                        | -                                    | -                               | -                             | -                                  | -                                 | -                             |         |
| Type 2                                |                      | -                        | -                                    | -                               | -                             | -                                  | -                                 | -                             |         |
| Type 3 etc.                           |                      | -                        | -                                    | -                               | -                             | -                                  | -                                 | -                             |         |
| <b>Sub-Total (B)</b>                  |                      |                          | <b>-</b>                             | <b>-</b>                        | <b>-</b>                      | <b>-</b>                           | <b>-</b>                          | <b>-</b>                      |         |
| <b>Sub-Total (A+B)</b>                |                      |                          | <b>82,742,214.00</b>                 | <b>-</b>                        | <b>16,548,443.00</b>          | <b>16,548,443.00</b>               | <b>-</b>                          | <b>66,193,771.00</b>          |         |
| <b>C. Normative Loans</b>             |                      |                          |                                      |                                 |                               |                                    |                                   |                               |         |
| <b>TOTAL (A+B+C)</b>                  |                      |                          | <b>82,742,214.00</b>                 | <b>-</b>                        | <b>16,548,443.00</b>          | <b>16,548,443.00</b>               | <b>-</b>                          | <b>66,193,771.00</b>          |         |

Current Year (n)

(Figures in Rs Crore)

| Loan Agency (Source of loan)          | Rate of interest (%) | Repayment period (Years) | Balance at the beginning of the year | Amount received during the year | Principal due during the year | Principal redeemed during the year | Principal Overdue at the year end | Principal Due at the year end | Remarks |
|---------------------------------------|----------------------|--------------------------|--------------------------------------|---------------------------------|-------------------------------|------------------------------------|-----------------------------------|-------------------------------|---------|
|                                       | Estimated            | Estimated                | Estimated                            | Estimated                       | Estimated                     | Estimated                          | Estimated                         |                               |         |
| (1)                                   | (2)                  | (3)                      | (4)                                  | (5)                             | (6)                           | (7)                                | (8)=(6)-(7)                       | (9)=(4)+(5)-(6)               | (10)    |
| <b>A. Other than state government</b> |                      |                          |                                      |                                 |                               |                                    |                                   |                               |         |
| Loan 1 (Name of lender)               |                      |                          |                                      |                                 |                               |                                    |                                   |                               |         |
| Loan 2 (Name of lender)               |                      |                          |                                      |                                 |                               |                                    |                                   |                               |         |
| Loan 3 (Name of lender), etc.         |                      |                          |                                      |                                 |                               |                                    |                                   |                               |         |
| <b>Sub-Total (A)</b>                  |                      |                          |                                      |                                 |                               |                                    |                                   |                               |         |
| <b>B. Government Loans</b>            |                      |                          |                                      |                                 |                               |                                    |                                   |                               |         |
| Type 1                                |                      |                          |                                      |                                 |                               |                                    |                                   |                               |         |
| Type 2                                |                      |                          |                                      |                                 |                               |                                    |                                   |                               |         |
| Type 3 etc.                           |                      |                          |                                      |                                 |                               |                                    |                                   |                               |         |
| <b>Sub-Total (B)</b>                  |                      |                          |                                      |                                 |                               |                                    |                                   |                               |         |
| <b>Sub-Total (A+B)</b>                |                      |                          |                                      |                                 |                               |                                    |                                   |                               |         |
| <b>C. Normative Loans</b>             |                      |                          |                                      |                                 |                               |                                    |                                   |                               |         |
| <b>TOTAL (A+B+C)</b>                  |                      |                          |                                      |                                 |                               |                                    |                                   |                               |         |

Not Available

Ensuing year (n+1)

(Figures in Rs Crore)

| Loan Agency (Source of loan)          | Rate of interest (%) | Repayment period (Years) | Balance at the beginning of the year | Amount to be received during the year | Principal due during the year | Principal to be redeemed during the year | Principal Overdue at the year end | Principal Due at the year end | Remarks |
|---------------------------------------|----------------------|--------------------------|--------------------------------------|---------------------------------------|-------------------------------|--|-----------------------------------|-------------------------------|---------|
|                                       | Estimated            | Estimated                | Estimated                            | Estimated                             | Estimated                     | Estimated                                | Estimated                         |                               |         |
| (1)                                   | (2)                  | (3)                      | (4)                                  | (5)                                   | (6)                           | (7)                                      | (8)=(6)-(7)                       | (9)=(4)+(5)-(6)               | (10)    |
| <b>A. Other than state government</b> |                      |                          |                                      |                                       |                               |  |                                   |                               |         |
| Loan 1 (Name of lender)               |                      |                          |                                      |                                       |                               |  |                                   |                               |         |
| Loan 2 (Name of lender)               |                      |                          |                                      |                                       |                               |  |                                   |                               |         |
| Loan 3 (Name of lender), etc.         |                      |                          |                                      |                                       |                               |  |                                   |                               |         |
| <b>Sub-Total (A)</b>                  |                      |                          |                                      |                                       |                               |  |                                   |                               |         |
| <b>B. Government Loans</b>            |                      |                          |                                      |                                       |                               |  |                                   |                               |         |
| Type 1                                |                      |                          |                                      |                                       |                               |  |                                   |                               |         |
| Type 2                                |                      |                          |                                      |                                       |                               |  |                                   |                               |         |
| Type 3 etc.                           |                      |                          |                                      |                                       |                               |  |                                   |                               |         |
| <b>Sub-Total (B)</b>                  |                      |                          |                                      |                                       |                               |  |                                   |                               |         |
| <b>Sub-Total (A+B)</b>                |                      |                          |                                      |                                       |                               |  |                                   |                               |         |
| <b>C. Normative Loans</b>             |                      |                          |                                      |                                       |                               |  |                                   |                               |         |
| <b>TOTAL (A+B+C)</b>                  |                      |                          |                                      |                                       |                               |  |                                   |                               |         |

Not Available

- Note:** i) In case reschedulement of any loan has been undertaken, the terms of reschedulement to be specified clearly, through an attachment alongwith copy of the letter from the Lender outlining the terms of Re-schedulement.  
 ii) Any Loan not allocated to any specific Scheme and not forming part of Appoved Financial Package, to be shown separately, with reasons thereof.  
 iii) The original Financing Plan and the cumulative repayment as per the Original Financing Plan to be outlined for each Loan.  
 iv) For current year, Loans already drawn and the loan proposed to be drawn by end of year to be shown separately.  
 v) Any new loan from existing or new lenders to be identified separately as a Loan.  
 vi) In case of Foreign Currency Loans, data to be provided in the currency of borrowing alongwith the name of the currency..

Petitioner

Form: F - 10.2

## Calculation of Weighted Average Interest Rate of Interest on Actual

(Figures in Rs Crore)

| S.No. | Particulars   | Previous Year<br>(n-1) | Current Year (n) | Ensuing Year (n+1) |
|-------|---|------------------------|------------------|--------------------|
|       |   |                        |                  | Projected          |
|       | <b>Loan 1</b>   |                        |                  |                    |
|       | Gross Loan - Opening                                  | 142,771,000.00         |                  |                    |
|       | Cummulative payments of Loan upto<br>Previous Year    | 60,028,786.00          |                  |                    |
|       | Net Loan - Opening                                    | 82,742,214.00          |                  |                    |
|       | Add: Drawl(s) during the year                         | -                      |                  |                    |
|       | Less: Repayment(s) of Loan during<br>the year         | 16,548,443.00          |                  |                    |
|       | Net Loan - Closing                                    | 66,193,771.00          |                  |                    |
|       | Average Net Loan                                      | 74,467,992.50          |                  |                    |
|       | Rate of Interest on Loan on Annual<br>Basis           | 12.44%                 |                  |                    |
|       | Interest on Loan                                      | 9,263,818.27           |                  |                    |
|       |   |                        |                  |                    |
|       | <b>Loan 2</b>   |                        |                  |                    |
|       | Gross Loan - Opening                                  |                        |                  |                    |
|       | Cummulative payments of Loan upto<br>Previous Year    |                        |                  |                    |
|       | Net Loan - Opening                                    |                        |                  |                    |
|       | Add: Drawl(s) during the year                         |                        |                  |                    |
|       | Less: Repayment(s) of Loan during<br>the year         |                        |                  |                    |
|       | Net Loan - Closing                                    |                        |                  |                    |
|       | Average Net Loan                                      |                        |                  |                    |
|       | Rate of Interest on Loan on Annual<br>Basis           |                        |                  |                    |
|       | Interest on Loan                                      |                        |                  |                    |
|       |   |                        |                  |                    |
|       | <b>Loan n</b>   |                        |                  |                    |
|       | Gross Loan - Opening                                  |                        |                  |                    |
|       | Cummulative payments of Loan upto<br>Previous Year    |                        |                  |                    |
|       | Net Loan - Opening                                    |                        |                  |                    |
|       | Add: Drawl(s) during the year                         |                        |                  |                    |
|       | Less: Repayment(s) of Loan during<br>the year         |                        |                  |                    |
|       | Net Loan - Closing                                    |                        |                  |                    |
|       | Average Net Loan                                      |                        |                  |                    |
|       | Rate of Interest on Loan on Annual<br>Basis           |                        |                  |                    |
|       | Interest on Loan                                      |                        |                  |                    |
|       |   |                        |                  |                    |
|       | <b>Total Loan</b>                                     |                        |                  |                    |
|       | Gross Loan - Opening                                  | 142,771,000.00         |                  |                    |
|       | Cummulative payments of Loan upto<br>Previous Year    | 60,028,786.00          |                  |                    |
|       | Net Loan - Opening                                    | 82,742,214.00          |                  |                    |
|       | Add: Drawl(s) during the year                         | 0.00                   |                  |                    |
|       | Less: Repayment(s) of Loan during<br>the year         | 16,548,443.00          |                  |                    |
|       | Net Loan - Closing                                    | 66,193,771.00          |                  |                    |
|       | Average Net Loan                                      | 74,467,992.50          |                  |                    |
|       | Rate of Interest on Loan on Annual<br>Basis           | 12.44%                 |                  |                    |
|       | Interest on Loan                                      | 9,263,818.27           |                  |                    |
|       | <b>Weighted Average Rate of Interest on<br/>Loans</b> | 12.44%                 |                  |                    |

Not Available

\* In case of Foreign Loans, the calculation in Indian Rupee is to be furnished. However, the calculation in Original currency is also to be furnished separately in the same format



SLDC

UTTARAKHAND

Form: F - 10.3

Calculation of Interest on Normative Loan

(Figures in Rs Crore)

| Particulars  | Previous Year (n-1) | Current Year (n) | Ensuing Year (n+1) |
|--|---------------------|------------------|--------------------|
|  |                     |                  | Projected          |
|  |                     |                  |                    |
| Gross Normative Loan - Opening                                   |                     |                  |                    |
| Cummulative payments of Normative Loan upto Previous Year        |                     |                  |                    |
| Net Normative Loan - Opening                                     | 8.79                | 7.72             | 6.93               |
| Increase or Decreasedue to ACE during the year                   | 0.19                | 0.50             | 23.06              |
| Less: Repayment of Normative Loan during the                     | 1.27                | 1.29             | 2.39               |
| Net Normative Loan - Closing                                     | 7.72                | 6.93             | 27.60              |
| Average Normative Loan   | 8.26                | 7.32             | 17.26              |
| Weighted Average Rate of Interest on Actual Loan on Annual Basis | 12.44%              | 12.44%           | 12.44%             |
| Interest on Normative Loan                                       | 1.03                | 0.91             | 2.15               |

Petitioner

SLDC

UTTARAKHAND

Form: F - 11

## Working Capital Requirement

(Figures in Rs Crore)

| S.No. | Particulars   | Previous Year<br>(n-1) | Current Year (n)    |                        |                          | Ensuing<br>Year (n+1) | Remarks |
|-------|---|------------------------|---------------------|------------------------|--------------------------|-----------------------|---------|
|       |   | (Actuals/Audited)      | Apr-Sep<br>(Actual) | Oct-Mar<br>(Estimated) | Total (April -<br>March) | Projected             |         |
| 1     | O&M expenses (equivalent to 1 month)                          | 0.47                   |                     |                        | 0.90                     | 1.08                  |         |
| 2     | Maintenance Spare (15% of operation and maintenance expenses) | 0.14                   |                     |                        | 1.63                     | 1.95                  |         |
| 3     | Receivables (Two months of SLDC Charges)                      | 1.52                   |                     |                        | 2.39                     | 3.30                  |         |
| 4     | <b>Total Working capital</b>                                  | <b>2.13</b>            |                     |                        | <b>4.92</b>              | <b>6.33</b>           |         |
| 5     | Interest Rate ( State Bank Advance Rate (SBAR))               | 14.05%                 |                     |                        | 14.05%                   | 14.05%                |         |
| 6     | <b>Interest on Working capital</b>                            | <b>0.30</b>            |                     |                        | <b>0.69</b>              | <b>0.89</b>           |         |

SLDC

UTTARAKHAND

Form: F -12

LDCD Fund

Figures in rupees

|       | Particulars   | Current Year<br>(n) |                        |                    | Ensuing year<br>(n+1) | Remarks |
|-------|---|---------------------|------------------------|--------------------|-----------------------|---------|
|       |   | Apr-Sep<br>(Actual) | Oct-Mar<br>(Estimated) | TOTAL              |                       |         |
| a     | Opening LDCD Fund                                     | 0                   | 0                      |                    | 17,245,001            |         |
|       | <b>Add:</b>   |                     |                        |                    |                       |         |
| b     | Additions in LDCD Fund during the year on account of: |                     |                        |                    |                       |         |
| (i)   | Short Term Open Access (Operating Charges)            | 6460000             | 7100000                | 13560000           | 15,000,000            |         |
| (ii)  | Registration Fees                                     | 150000              | 100000                 | 250000             | 200,000               |         |
| (iii) | NOC Charges   | 1635001             | 1800000                | 3435001            | 3,600,000             |         |
| (iv)  |   |                     |                        |                    |                       |         |
| c     | <b>Total LDCD Fund</b>                                | <b>8245001</b>      | <b>9000000</b>         | <b>17245001</b>    | <b>18,800,000</b>     |         |
| d     | <b>Less:</b>  |                     |                        |                    |                       |         |
| d(i)  | Utilisation for Capital Expenses                      | 0                   | 0.25                   | 0.25               | 0.5                   |         |
| d(ii) | Utilisation for Revenue Expenses                      | 0                   | 0                      | 0                  | 0                     |         |
| e     | <b>Net LDCD Fund as on 31st March of the Year</b>     | <b>8245001</b>      | <b>8999999.75</b>      | <b>17245000.75</b> | <b>18799999.5</b>     |         |
| f     | Average Fund accumulated during the Year              |                     |                        |                    |                       |         |
|       | <b>Total</b>  | <b>8,245,001</b>    | <b>9,000,000</b>       | <b>17,245,001</b>  | <b>18,800,000</b>     |         |

## Investment Plan for Next 3 Years

(Figures in Rs Crore)

| S. No. | Name of Scheme / Description of investment                         | Total Project Cost | Ensuing Year (n+1) | Ensuing Year (n+2) | Ensuing Year (n+3) |
|--------|--|--------------------|--------------------|--------------------|--------------------|
| 1      | 2  | 3                  | 4                  | 5                  | 6                  |
| 1      | Enhancement of Real Time Data Acquisition Capability               |                    |                    |                    |                    |
| 2      | Establishment of Training & System Studies Facilities at LD Centre | 0.60               | 0.20               | 0.20               | 0.15               |
| 3      | Development of Application Software for Operator Assistance        |                    |                    |                    |                    |
| 4      | Effective Communication System                                     |                    |                    |                    |                    |
| 5      | Energy Accounting Balanceing & Settlement Mechanism.               | 30.00              | 14.50              | 14.50              | 1.15               |
| 6      | Infrastructural Development  | 6.00               | 2.00               | 2.00               | 2.00               |
| 7      | Any other Investment (Please Specify)                              |                    |                    |                    |                    |
|        | <b>Total</b>   | <b>36.60</b>       | <b>16.70</b>       | <b>16.70</b>       | <b>3.30</b>        |

Petitioner